


ZAP Controls

Series 3 DC Commercial Door Operator Catalog


Commercial Operators that use SafetySense™



ZAP Controls

Series 3 DC Commercial Door Operator Catalog

Commercial Operators that use SafetySense™



ZAP Series 3 Commercial Operators are by design

Simply Logical

ZAP Controls

100 Waterloo Blvd. Anglesey Business Park
Littleworth Road, Cannock, Staffordshire, UK
WS12 1NR

Sales Contact

UK Office 011-44-154-387-9444
Email sales@zap-uk.com
USA Sales 931-510-4432
Email sales@zap-america.com

Technical Assistance

Email tech@zap-uk.com
Online Support www.zap-uk.com
Text Support 931-510-4432
Online Training www.zap-uk.com
North America 931-510-4432
Elsewhere in the world 011-44-154-387-9444

ZAP Controls

Series 3 DC Commercial Door Operator Catalog

Table of Contents

Product	Page
825-3 Medium Duty Sectional Door Operator	3
8825-3 Heavy Duty Sectional Door Operator	5
8826-3 Heavy Duty Sectional Door Operator with Hoist	7
8825-3 HP B Industrial Duty Sectional Door Operator	9
8825-3 HP C/D Industrial Duty Sectional Door Operator	11
8825-3 SD Dead Axle Sheet Door Operator	13
825-3 SS Live Axle Sheet Door Operator	15
Accessories	17
(871) Interface Expansion Module	18
(871-FS) Fire Station Module	19
(872) Adapter module	20
(8070) Auto-Lock	21
(8830) Battery Back Up	22
(82DTLM) Dock Interlock with driver communication light control	23
(ZA0192) Slave Relay adapter kit for 82DTLM	24
(822) Dock Interlock with advance closure warning	25
(82TLM) Through traffic light control/Door closed interlock	26
(821) Through traffic light control with advance closure warning	27
(850) Beeper Module	28
(401002) UL325 Photo eye	29
(401001) Non UL325 Photo Eye for Fire Station Module	30
(840,2414,2416) Receiver and Antennas	31
(4305-A, 4202,4113) Handheld Radio Control Transmitters	32
(4500-50, 4500-66) Forklift Radio Control Transmitters	33
(1100,1102,1104) Loop detectors	34
Parts Section	35
ZAP Motor, Pulley, Belt Replacement/Configuration chart	36
Parts-Motor Head components	37
Parts-Controller/Accessory components	38

ZAP Series 3 Commercial Operators are by design

Simply Logical

ZAP Controls

100 Waterloo Blvd. Anglesey Business Park
Littleworth Road, Cannock, Staffordshire, UK
WS12 1NR

Sales Contact

UK Office	011-44-154-387-9444
Email	sales@zap-uk.com
USA Sales	931-510-4432
Email	sales@zap-america.com

Technical Assistance

Email	tech@zap-uk.com
Online Support	www.zap-uk.com
Text Support	931-510-4432
Online Training	www.zap-uk.com
North America	931-510-4432
Elsewhere in the world	011-44-154-387-9444

ZAP Controls Series 3 DC Commercial Door Operator Catalog Table of Contents



Model 825-3 Torsion Shaft Mounted DC Commercial Sectional Door Operator Commercial Operators that use SafetySense™

What is SafetySense™?

SafetySense™ is a product design concept used to reduce a technicians exposure to the hazards that exist during the installation and maintenance process.

SafetySense™ is also the technology used to provide the advanced safety functions included in all ZAP Series 3 Commercial Operators.

Why SafetySense™

Promotes safe work practices through product design to reduce the exposure to potential injury during the installation and maintenance process by reducing the time, materials, and equipment required to install and maintain a commercial sectional door operator by up to 75%.

Provides the industry's most advanced obstruction detection system which turns every edge of the door into an actively monitored contact safety edge that detects obstructions on any part of the door, in any direction of travel.

Provides an active monitoring system at start up that detects and prevents the operation of the door when an unsafe service condition exists anywhere on the door system.

Prevents thrown torsion cables on sectional doors that have closed onto dock equipment, debris, snow, and ice left in the door opening, saving companies thousands of dollars annually on unnecessary service costs.

Reduces the mechanical components that are used in traditional commercial operators, reducing the cost of their associated maintenance.

Provides universal mounting configurations on sectional doors regardless of the lift configuration or the limitations of space reducing installation costs.

Provides simple plug-in modules and ease of wiring to achieve various interlock scenarios to eliminate external limit relays and their required wiring.

Lowers electrical construction costs by reducing the number of circuits required to power a commercial operator by lowering the amp draw on a 115VAC single phase supply by up to 80%.

ZAP Series 3 Commercial Operators are by design

Simply Logical

ZAP Controls

100 Waterloo Blvd. Anglesey Business Park
Littleworth Road, Cannock, Staffordshire, UK
WS12 1NR

Sales Contact

UK Office 011-44-154-387-9444
Email sales@zap-uk.com
USA Sales 931-510-4432
Email sales@zap-america.com

Technical Assistance

Email tech@zap-uk.com
Online Support www.zap-uk.com
Text Support 931-510-4432
Online Training www.zap-uk.com
North America 931-510-4432
Elsewhere in the world 011-44-154-387-9444



Not For Use In Residential Applications

ZAP Controls
Model 825-3 Torsion Shaft Mounted DC Commercial Sectional Door Operator
Commercial Operators that use SafetySense™

Standard features of the ZAP 825-3 Commercial Operator SafetySense™ Door safety monitoring system

The industry's most advanced sectional door monitoring system. It turns every edge of the door into a contact safety edge and also monitors the entire door system for unsafe operational and service conditions.

NEMA4 Motor drive system

Continuous duty, gear reduced DC Motor, for use in both normal and wet locations. A motor cover is provided with all 825-3 ZAP Operators.

NEMA 4X rated controller case with push button controls

Provides a powerful soft start/soft stop output of 650 Newtons of force to drive our commercial operator motor system. Designed for safety and convenience, it provides ground level serviceability to the operator control system and provides 3-button open/close/stop control to motor. It is designed to accept either a 115VAC or 208-230VAC single phase power supply wired directly to the controller. A 24' low voltage motor cable is supplied for easy wiring of the motor. If used in a wet location, watertight connections are required on wiring introduced into the controller.

Auto-Close Timer

Fully programmable auto-close timer. Requires photo cell.

Prevent door operation interlock

Built in interlock to prevent door operation, used with truck restraint systems, shared track applications or pass doors.

Manual Operation Release Lever

An easy to use manual override release lever is provided. When released it allows easy hand operation of the door. It also provides ground level access to maintaining the operators drive belt adjustment.

Radio Control Connections

Wiring terminals are provided inside the controller for adding external radio control receivers from any desired manufacturer.

ZAP Controls

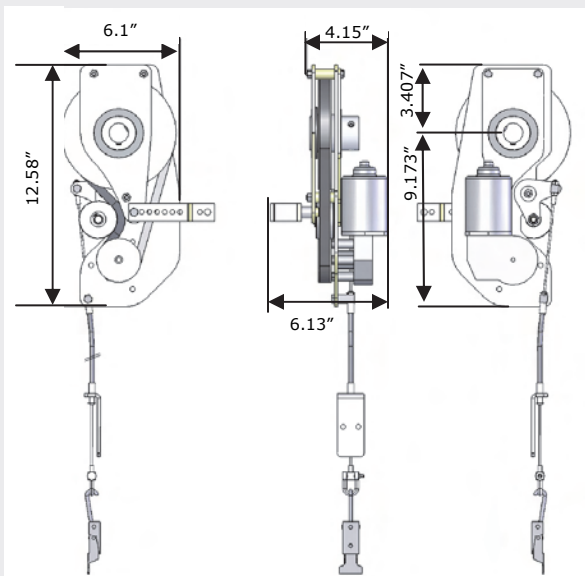
Model 825-3 DC Commercial Sectional Door Operator

Commercial Operators that use **SafetySense™**

Lift Requirement	Low Headroom	Standard Lift	High Lift to 54"	High Lift above 54"	Vertical Lift
Door Size W X H					
8'-20'W X 6'-8'6" H	825-3V-B	825-3V-B	825-3V-C	825-3V-D	825-3V-D
8'-10'W X 8'6"-10' H	825-3V-B	825-3V-B	825-3V-C	825-3V-D	See 8825-3V-D
Please read the instructions fully or attend training online before installation. Consult factory for door sizes beyond scope provided above. The maximum door weight for sizes listed above is 600 Lbs. The minimum door height is 6'.					

Technical information for the 825 Series 3

Controller case rating:	NEMA 4X/IP66
Controller dimensions:	8.7"H X 6.5"W X 4.7"D
Single phase voltage:	115V US, 208-230V US, 208-230V EU
Amp draw:	2.8A
Control circuit voltage:	6VDC
Power rating	650 Newtons Equiv. 1/2 HP
Operator Motor Head Rating:	NEMA 4 *
Motor type:	DC Gear Reduced
Motor cover dimensions:	13.25"H X 6.5"W X 6.25"D
Motor Voltage:	48-54 VDC
Limits determination:	Physical/Self Calibrating
Duty cycle rating:	Continuous
Operating temp range:	-22 deg F to 112 deg F
Overload protection:	Inherent motor current sensing
Torsion shaft type required:	Solid w/keyway or hollow tube
Fits torsion shafts diameter:	1"
Torsion shaft length required:	4.5" beyond outer edge of track
Side clearance required:	4.5" min for motor only
Side clearance required:	7" with motor cover applied
Replacement motor PN	600805
Replacement belt PN/size	825-B PN600612 (AX22) 825-C PN600615 (AX25) 825-D PN600615 (AX25)



825-3 USA

Options and Accessories

Fraba Optoeye

UL 325 Compliant Monitored Entrapment Protection Device

The Opto Eye is a Nema 4X, UL 325 compliant monitored entrapment device designed for durability in all commercial applications. ZAP Part# 401002

Integrated Auto-Lock

The Auto-Lock provides integrated security with an electronic solenoid locking system that releases a shoot bolt above a roller when door is stopped and withdraws prior to door operation. ZAP Part# 8070

Rear torsion mounting kit

Provides a long Bowden cable to enable the belt tensioning system to reach rear torsion mounted operators.

ZAP Part# 501262 5.5m Bowden Cable ZAP Part# 401002 large offset torque arm.

Battery Back Up

The battery back-up system provides safety and security for you and your commercial sectional door during power outages. ZAP Part# 8830

Auxiliary Input Expansion Module

The Input Expansion module for the expansion of input functions beyond the available connections on the main control board. It provides additional open, stop, close and cyclic operation input connections as well as an additional 24VDC supply. ZAP Part# 871

Fire Station module

The Fire Station module allows the incorporation of a second set of photo cells above man traffic height that will prevent the auto-close timer from timing out and closing a door before the vehicle has departed the facility. Once the vehicle has departed the opening fully, the timer is released to count down and close the door. ZAP Part# 871FS requires also Part# 401001 Photo Cells

Auxiliary modules

Various modules are available to facilitate interlock and accessory functions. Dock leveler interlock, door open interlock, door closed interlock, traffic light control, driver communication light control, warning devices, and accessory controls can be achieved by adding the appropriate module.

Action required	Module used
Truck restraint interlock	
Requires external N/O relay to close when restraint is engaged	None
Dock leveler interlock to a prevent operation relay on the dock leveler control panel	82DTLM
Dock leveler interlock to a live voltage control circuit 120VAC-240VAC less than 5amp	82DTLM
Dock leveler interlock to a live voltage control circuit 120VAC-240VAC in excess of 5amp	82DTLM & ZA0192
Driver communication light control (Requires Red Green Traffic Light)	82DTLM
Door open interlock (Used for bug screen doors that use a shared track system)	82DTLM
Above functions but with advance closure warning (Requires setting close delay programming function) (Requires Warning Device) Substitute 82DTLM with	822
Sally Port (Interlock 2 doors requiring 1 door is closed before other can open)	82TLM
Through traffic light control (Door Open-green light/Any other position-red light)	82TLM
Above functions but with advance closure warning (Requires setting close delay programming function) (Requires Warning Device) Substitute 82TLM with	821
Accessory Control Functions	Terminal Used
82DTLM	
Accessory on/ door fully open/ off any other position	I-lock
Accessory on/ door start open/ off when fully closed	Red light
Accessory on/ door fully closed/ off any other position	Green light
82TLM	
Accessory on/ door fully closed / off any other position	I-lock
Accessory on/ door fully open/ off any other position	Green light
Accessory off/ door fully open / on any other position	Red light



Model 8825-3 DC Commercial Sectional Door Operator

Commercial Operators that use **SafetySense™**

What is SafetySense™?

SafetySense™ is a product design concept used to reduce a technicians exposure to the hazards that exist during the installation and maintenance process.

SafetySense™ is also the technology used to provide the advanced safety functions included in all ZAP Series 3 Commercial Operators.

Why SafetySense™

Promotes safe work practices through product design to reduce the exposure to potential injury during the installation and maintenance process by reducing the time, materials, and equipment required to install and maintain a commercial sectional door operator by up to 75%.

Provides the industry's most advanced obstruction detection system which turns every edge of the door into an actively monitored contact safety edge that detects obstructions on any part of the door, in any direction of travel.

Provides an active monitoring system at start up that detects and prevents the operation of the door when an unsafe service condition exists anywhere on the door system.

Prevents thrown torsion cables on sectional doors that have closed onto dock equipment, debris, snow, and ice left in the door opening, saving companies thousands of dollars annually on unnecessary service costs.

Reduces the mechanical components that are used in traditional commercial operators, reducing the cost of their associated maintenance.

Provides universal mounting configurations on sectional doors regardless of the lift configuration or the limitations of space reducing installation costs.

Provides simple plug-in modules and ease of wiring to achieve various interlock scenarios to eliminate external limit relays and their required wiring.

Lowers electrical construction costs by reducing the number of circuits required to power a commercial operator by lowering the amp draw on a 115VAC single phase supply by up to 80%.

ZAP Series 3 Commercial Operators are by design

Simply Logical

ZAP Controls

100 Waterloo Blvd. Anglesey Business Park
Littleworth Road, Cannock, Staffordshire, UK
WS12 1NR

Sales Contact

UK Office 011-44-154-387-9444
Email sales@zap-uk.com
USA Sales 931-510-4432
Email sales@zap-america.com

Technical Assistance

Email tech@zap-uk.com
Online Support www.zap-uk.com
Text Support 931-510-4432
Online Training www.zap-uk.com
North America 931-510-4432
Elsewhere in the world 011-44-154-387-9444



Not For Use In Residential Applications

ZAP Controls
Model 8825-3 DC Commercial Sectional Door Operator
Commercial Operators that use **SafetySense™**

Standard features of the ZAP 8825-3 Commercial Operator **SafetySense™** Door safety monitoring system

The industry's most advanced sectional door monitoring system. It turns every edge of the door into a contact safety edge and also monitors the entire door system for unsafe operational and service conditions.

NEMA4 Motor drive system

Continuous duty, gear reduced DC Motor, for use in both normal and wet locations.

NEMA 4X rated controller case with push button controls

Provides a powerful soft start/soft stop output of 650 Newtons of force to drive our commercial operator motor system. Designed for safety and convenience, it provides ground level serviceability to the operator control system and provides 3-button open/close/stop control to motor. It is designed to accept either a 115VAC or 208-230VAC single phase power supply wired directly to the controller. A 24' low voltage motor cable is supplied for easy wiring of the motor. If used in a wet location, watertight connections are required on wiring introduced into the controller.

Auto-Close Timer

Fully programmable auto-close timer. Requires photo cell.

Prevent door operation interlock

Built in interlock to prevent door operation, used with truck restraint systems, shared track applications or pass doors.

Manual Operation Release Lever

An easy to use manual override release lever is provided. When released it allows easy hand operation of the door. It also provides ground level access to maintaining the operators drive belt adjustment.

Radio Control Connections

Wiring terminals are provided inside the controller for adding external radio control receivers from any desired manufacturer.

ZAP Controls

Model 8825-3 DC Commercial Sectional Door Operator

Commercial Operators that use **SafetySense™**

Lift	Low Head Standard	High Lift	to High Lift	Vertical Lift	
		54"	above 54"		
Door Size W X H					
8'-14'W X 6'6"-14' H	8825-3-B	8825-3-B	8825-3-C	8825-3-D	8825-3-D
14'-20'W X 6'6"-12'H	8825-3-B	8825-3-B	8825-3-C	8825-3-D	8825-3-D
20'-24'W X 6'6"-10'H	8825-3-B	8825-3-B	8825-3-C	8825-3-D	8825-3-D

Sectional Doors only

Please read the instructions fully or attend training online before installation.

Consult factory for door sizes beyond scope provided above.

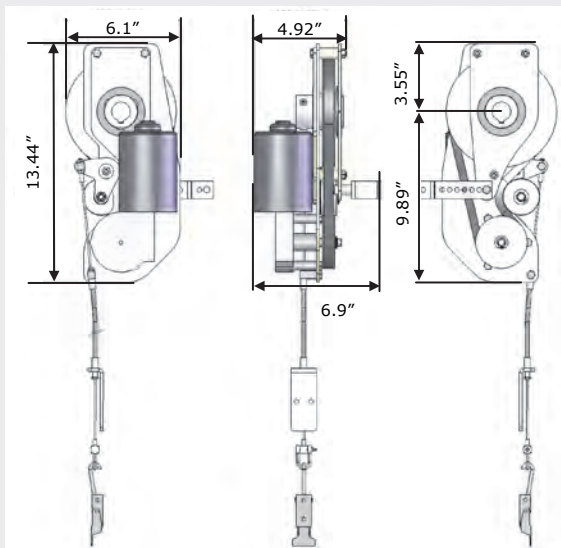
The maximum door weight for sizes listed above is 1200 Lbs.

The minimum door height 7'.

Technical information for the 8825 Series 3

Controller case rating:	NEMA 4X/IP66
Controller dimensions:	8.7"H X 10.6"W X 4.5"D
Single phase voltage:	115V US, 208-230V US, 208-230V EU
Amp draw:	3.2A
Control circuit voltage:	6VDC
Power rating	1300 Newtons Equiv. 1 HP
Operator Motor Head Rating:	NEMA 4 *
Motor type:	DC Gear Reduced
Motor cover dimensions:	
Motor Voltage:	48-54 VDC
Limits determination:	Physical/Self Calibrating
Duty cycle rating:	Continuous
Operating temp range:	-22 deg F to 212 deg F
Overload protection:	Inherent motor current sensing
Torsion shaft type required:	Solid w/keyway or hollow tube
Fits torsion shafts diameter:	1"
Torsion shaft length required:	4.5" beyond outer edge of track
Side clearance required:	5" min for motor only
Side clearance required:	7" with motor cover applied
Replacement motor PN	600816
Replacement belt PN/size	8825-B PN600624 AX25.5 8825-C PN600614 AX27 8825-D PN600617 AX29

*When installing this unit in a wet location either the motor cover ZAP Part# 8262 must be used or a protective piece of shrink wrap must be applied over the motor plug connection to meet NEMA4.



Options and Accessories

Fraba Optoeye

UL 325 Compliant Monitored Entrapment Protection Device

The Opto Eye is a Nema 4X, UL 325 compliant monitored entrapment device designed for durability in all commercial applications. ZAP Part# 401002

Integrated Auto-Lock

The Auto-Lock provides integrated security with an electronic solenoid locking system that releases a shoot bolt above a roller when door is stopped and withdraws prior to door operation. ZAP Part# 8070

Rear torsion mounting kit

Provides a long Bowden cable to enable the belt tensioning system to reach rear torsion mounted operators.

ZAP Part# 501262 5.5m Bowden Cable ZAP Part# 401002 large offset torque arm.

Battery Back Up

The battery back-up system provides safety and security for you and your commercial sectional door during power outages. ZAP Part# 8830

Auxiliary Input Expansion Module

The Input Expansion module for the expansion of input functions beyond the available connections on the main control board. It provides additional open, stop, close and cyclic operation input connections as well as an additional 24VDC supply. ZAP Part# 871

Fire Station module

The Fire Station module allows the incorporation of a second set of photo cells above man traffic height that will prevent the auto-close timer from timing out and closing a door before the vehicle has departed the facility. Once the vehicle has departed the opening fully, the timer is released to count down and close the door. ZAP Part# 871FS requires also Part# 401001 Photo Cells

Auxiliary modules

Various modules are available to facilitate interlock and accessory functions. Dock leveler interlock, door open interlock, door closed interlock, traffic light control, driver communication light control, warning devices, and accessory controls can be achieved by adding the appropriate module.

Action required	Module used
Truck restraint interlock	
Requires external N/O relay to close when restraint is engaged	None
Dock leveler interlock to a prevent operation relay on the dock leveler control panel	82DTLM
Dock leveler interlock to a live voltage control circuit 120VAC-240VAC less than 5amp	82DTLM
Dock leveler interlock to a live voltage control circuit 120VAC-240VAC in excess of 5amp	82DTLM & ZA0192
Driver communication light control (Requires Red Green Traffic Light)	82DTLM
Door open interlock (Used for bug screen doors that use a shared track system)	82DTLM
Above functions but with advance closure warning (Requires setting close delay programming function) (Requires Warning Device) Substitute 82DTLM with	822
Sally Port (Interlock 2 doors requiring 1 door is closed before other can open)	82TLM
Through traffic light control (Door Open-green light/Any other position-red light)	82TLM
Above functions but with advance closure warning (Requires setting close delay programming function) (Requires Warning Device) Substitute 82TLM with	821
Accessory Control Functions	Terminal Used
82DTLM	
Accessory on/ door fully open/ off any other position	I-lock
Accessory on/ door start open/ off when fully closed	Red light
Accessory on/ door fully closed/ off any other position	Green light
82TLM	
Accessory on/ door fully closed / off any other position	I-lock
Accessory on/ door fully open/ off any other position	Green light
Accessory off/ door fully open / on any other position	Red light



Model 8826-3 DC Commercial Sectional Door Operator

Commercial Operators that use **SafetySense™**

What is SafetySense™?

SafetySense™ is a product design concept used to reduce a technicians exposure to the hazards that exist during the installation and maintenance process.

SafetySense™ is also the technology used to provide the advanced safety functions included in all ZAP Series 3 Commercial Operators.

Why SafetySense™

Promotes safe work practices through product design to reduce the exposure to potential injury during the installation and maintenance process by reducing the time, materials, and equipment required to install and maintain a commercial sectional door operator by up to 75%.

Provides the industry's most advanced obstruction detection system which turns every edge of the door into an actively monitored contact safety edge that detects obstructions on any part of the door, in any direction of travel.

Provides an active monitoring system at start up that detects and prevents the operation of the door when an unsafe service condition exists anywhere on the door system.

Prevents thrown torsion cables on sectional doors that have closed onto dock equipment, debris, snow, and ice left in the door opening, saving companies thousands of dollars annually on unnecessary service costs.

Reduces the mechanical components that are used in traditional commercial operators, reducing the cost of their associated maintenance.

Provides universal mounting configurations on sectional doors regardless of the lift configuration or the limitations of space reducing installation costs.

Provides simple plug-in modules and ease of wiring to achieve various interlock scenarios to eliminate external limit relays and their required wiring.

Lowers electrical construction costs by reducing the number of circuits required to power a commercial operator by lowering the amp draw on a 115VAC single phase supply by up to 80%.

ZAP Series 3 Commercial Operators are by design

Simply Logical

ZAP Controls

100 Waterloo Blvd. Anglesey Business Park
Littleworth Road, Cannock, Staffordshire, UK
WS12 1NR

Sales Contact

UK Office 011-44-154-387-9444
Email sales@zap-uk.com
USA Sales 931-510-4432
Email sales@zap-america.com

Technical Assistance

Email tech@zap-uk.com
Online Support www.zap-uk.com
Text Support 931-510-4432
Online Training www.zap-uk.com
North America 931-510-4432
Elsewhere in the world 011-44-154-387-9444



Not For Use In Residential Applications

ZAP Controls
Model 8826-3 DC Commercial Sectional Door Operator
Commercial Operators that use **SafetySense™**

Standard features of the ZAP 8825-3 Commercial Operator **SafetySense™** Door safety monitoring system

The industry's most advanced sectional door monitoring system. It turns every edge of the door into a contact safety edge and also monitors the entire door system for unsafe operational and service conditions.

NEMA4 Motor drive system

Continuous duty, gear reduced DC Motor, for use in both normal and wet locations.

NEMA 4X rated controller case with push button controls

Provides a powerful soft start/soft stop output of 650 Newtons of force to drive our commercial operator motor system. Designed for safety and convenience, it provides ground level serviceability to the operator control system and provides 3-button open/close/stop control to motor. It is designed to accept either a 115VAC or 208-230VAC single phase power supply wired directly to the controller. A 24' low voltage motor cable is supplied for easy wiring of the motor. If used in a wet location, watertight connections are required on wiring introduced into the controller.

Auto-Close Timer

Fully programmable auto-close timer. Requires photo cell.

Prevent door operation interlock

Built in interlock to prevent door operation, used with truck restraint systems, shared track applications or pass doors.

Manual Operation Release Lever

An easy to use manual override release lever is provided. When released it allows easy hand operation of the door. It also provides ground level access to maintaining the operators drive belt adjustment.

Radio Control Connections

Wiring terminals are provided inside the controller for adding external radio control receivers from any desired manufacturer.

ZAP Controls

Model 8826-3 DC Commercial Sectional Door Operator

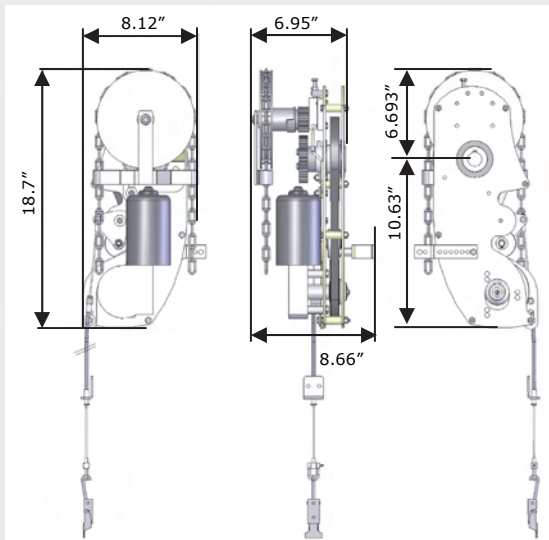
Commercial Operators that use **SafetySense™**

Lift	Low Head	Standard	High Lift to 54"	High Lift above 54"	Vertical Lift
Door Size W X H					
8'-14'W X 6'6"-14' H	8826-3-B	8826-3-B	8826-3-C	8826-3-D	8826-3-D
14'-20'W X 6'6"-12'H	8826-3-B	8826-3-B	8826-3-C	8826-3-D	8826-3-D
20'-24'W X 6'6"-10'H	8826-3-B	8826-3-B	8826-3-C	8826-3-D	8826-3-D
Sectional Doors only					
Please read the instructions fully or attend training online before installation.					
Consult factory for door sizes beyond scope provided above.					
The maximum door weight for sizes listed above is 1200 Lbs. The minimum door height 7'.					

Technical information for the 8826 Series 3

Controller case rating:	NEMA 4X/IP66
Controller dimensions:	8.7"H X 10.6"W X 4.5"D
Single phase voltage:	115V US, 208-230V US, 208-230V EU
Amp draw:	3.2A
Control circuit voltage:	6VDC
Power rating	1300 Newtons Equiv. 1 HP
Operator Motor Head Rating:	NEMA 4 *
Motor type:	DC Gear Reduced
Motor cover dimensions:	13.25"H X 6.5"W X 6.25"D
Motor Voltage:	48-54 VDC
Limits determination:	Physical/Self Calibrating
Chain hoist reduction:	2:1
Duty cycle rating:	Continuous
Operating temp range:	-22 deg F to 212 deg F
Overload protection:	Inherent motor current sensing
Torsion shaft type required:	Solid w/keyway or hollow tube
Fits torsion shafts diameter:	1"
Torsion shaft length required:	4.5" beyond outer edge of track
Side clearance required:	4.5" min for motor only
Side clearance required:	7" with motor cover applied
Replacement motor PN	600816
Replacement belt PN/size	8826-B PN600611 (AX26) 8826-C PN600616 (AX28) 8826-D PN600603 (AX30)

*When installing this unit in a wet location a protective piece of shrink wrap



Options and Accessories

Fraba Optoeye

UL 325 Compliant Monitored Entrapment Protection Device

The Opto Eye is a Nema 4X, UL 325 compliant monitored entrapment device designed for durability in all commercial applications. ZAP Part# 401002

Integrated Auto-Lock

The Auto-Lock provides integrated security with an electronic solenoid locking system that releases a shoot bolt above a roller when door is stopped and withdraws prior to door operation. ZAP Part# 8070

Rear torsion mounting kit

Provides a long Bowden cable to enable the belt tensioning system to reach rear torsion mounted operators. ZAP Part# 501262 5.5m Bowden Cable ZAP Part# 401002 large offset torque arm.

Battery Back Up

The battery back-up system provides safety and security for you and your commercial sectional door during power outages. ZAP Part# 8830

Auxiliary Input Expansion Module

The Input Expansion module for the expansion of input functions beyond the available connections on the main control board. It provides additional open, stop, close and cyclic operation input connections as well as an additional 24VDC supply. ZAP Part# 871

Fire Station module

The Fire Station module allows the incorporation of a second set of photo cells above man traffic height that will prevent the auto-close timer from timing out and closing a door boor before the vehicle has departed the facility. Once the vehicle has departed the opening fully, the timer is released to count down and close the door. ZAP Part# 871FS requires also Part# 401001 Photo Cells

Auxiliary modules

Various modules are available to facilitate interlock and accessory functions. Dock leveler interlock, door open interlock, door closed interlock, traffic light control, driver communication light control, warning devices, and accessory controls can be achieved by adding the appropriate module.

Action required	Module used
Truck restraint interlock	
Requires external N/O relay to close when restraint is engaged	None
Dock leveler interlock to a prevent operation relay on the dock leveler control panel	82DTLM
Dock leveler interlock to a live voltage control circuit 120VAC-240VAC less than 5amp	82DTLM
Dock leveler interlock to a live voltage control circuit 120VAC-240VAC in excess of 5amp	82DTLM & ZA0192
Driver communication light control (Requires Red Green Traffic Light)	82DTLM
Door open interlock (Used for bug screen doors that use a shared track system)	82DTLM
Above functions but with advance closure warning (Requires setting close delay programming function) (Requires Warning Device) Substitute 82DTLM with	822
Sally Port (Interlock 2 doors requiring 1 door is closed before other can open)	82TLM
Through traffic light control (Door Open-green light/Any other position-red light)	82TLM
Above functions but with advance closure warning (Requires setting close delay programming function) (Requires Warning Device) Substitute 82TLM with	821
Accessory Control Functions	
82DTLM	
Accessory on/ door fully open/ off any other position	I-lock
Accessory on/ door start open/ off when fully closed	Red light
Accessory on/ door fully closed/ off any other position	Green light
82TLM	
Accessory on/ door fully closed / off any other position	I-lock
Accessory on/ door fully open/ off any other position	Green light
Accessory off/ door fully open / on any other position	Red light



Model 8825-3-HPB DC Commercial Sectional Door Operator

Commercial Operators that use **SafetySense™**

What is SafetySense™?

SafetySense™ is a product design concept used to reduce a technicians exposure to the hazards that exist during the installation and maintenance process.

SafetySense™ is also the technology used to provide the advanced safety functions included in all ZAP Series 3 Commercial Operators.

Why SafetySense™

Promotes safe work practices through product design to reduce the exposure to potential injury during the installation and maintenance process by reducing the time, materials, and equipment required to install and maintain a commercial sectional door operator by up to 75%.

Provides the industry's most advanced obstruction detection system which turns every edge of the door into an actively monitored contact safety edge that detects obstructions on any part of the door, in any direction of travel.

Provides an active monitoring system at start up that detects and prevents the operation of the door when an unsafe service condition exists anywhere on the door system.

Prevents thrown torsion cables on sectional doors that have closed onto dock equipment, debris, snow, and ice left in the door opening, saving companies thousands of dollars annually on unnecessary service costs.

Reduces the mechanical components that are used in traditional commercial operators, reducing the cost of their associated maintenance.

Provides universal mounting configurations on sectional doors regardless of the lift configuration or the limitations of space reducing installation costs.

Provides simple plug-in modules and ease of wiring to achieve various interlock scenarios to eliminate external limit relays and their required wiring.

Lowers electrical construction costs by reducing the number of circuits required to power a commercial operator by lowering the amp draw on a 115VAC single phase supply by up to 80%.

ZAP Series 3 Commercial Operators are by design

Simply Logical

ZAP Controls

100 Waterloo Blvd. Anglesey Business Park
Littleworth Road, Cannock, Staffordshire, UK
WS12 1NR

Sales Contact

UK Office 011-44-154-387-9444
Email sales@zap-uk.com
USA Sales 931-510-4432
Email sales@zap-america.com

Technical Assistance

Email tech@zap-uk.com
Online Support www.zap-uk.com
Text Support 931-510-4432
Online Training www.zap-uk.com
North America 931-510-4432
Elsewhere in the world 011-44-154-387-9444



Patented



Not For Use In Residential Applications

ZAP Controls
Model 8825-3-HPB DC Commercial Sectional Door Operator
Commercial Operators that use **SafetySense™**

Standard features of the ZAP 8825-3-HP Operator

SafetySense™ Door safety monitoring system

The industry's most advanced sectional door monitoring system. It turns every edge of the door into a contact safety edge and also monitors the entire door system for unsafe operational and service conditions.

NEMA4 Motor drive system

Continuous duty, gear reduced DC Motor, for use in both normal and wet locations.

NEMA 4X rated controller case with push button controls

Provides a powerful soft start/soft stop output of 650 Newtons of force to drive our commercial operator motor system. Designed for safety and convenience, it provides ground level serviceability to the operator control system and provides 3-button open/close/stop control to motor. It is designed to accept either a 115VAC or 208-230VAC single phase power supply wired directly to the controller. A 24' low voltage motor cable is supplied for easy wiring of the motor. If used in a wet location, watertight connections are required on wiring introduced into the controller.

Auto-Close Timer

Fully programmable auto-close timer. Requires photo cell.

Prevent door operation interlock

Built in interlock to prevent door operation, used with truck restraint systems, shared track applications or pass doors.

Manual Operation Release Lever

An easy to use manual override release lever is provided. When released it allows easy hand operation of the door. It also provides ground level access to maintaining the operators drive belt adjustment.

Radio Control Connections

Wiring terminals are provided inside the controller for adding external radio control receivers from any desired manufacturer.

ZAP Controls

Model 8825-3-HPB DC Commercial Sectional Door Operator

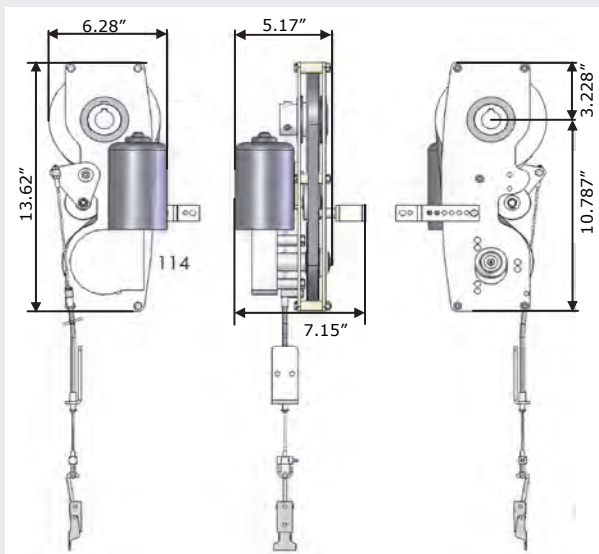
Commercial Operators that use **SafetySense™**

Lift Requirement	Low Headroom	Standard Lift	High Lift to 54"	High Lift above 54"	Vertical Lift
Door Size W X H					
10'-24"W X 6'-12"H	8825-3-HPB	8825-3-HPB	8825-3-HPB	8825-3-HPB	8825-3-HPB
10'-20"W X 12'-6"-15"H	8825-3-HPB	8825-3-HPB	8825-3-HPB	See 8825-3-HPC	See 8825-3-HPD
Please read the instructions fully or attend training online before installation. Consult factory for door sizes beyond scope provided above. The maximum door weight for sizes listed above is 1800 Lbs. The minimum door height 7'.					

Technical information for the 8825-HPB Series 3

Controller case rating:	NEMA 4X/IP66
Controller dimensions:	8.7"H X 10.6"W X 4.5"D
Single phase voltage:	115V US, 208-230V US, 208-230V EU
Amp draw:	5.8A
Control circuit voltage:	6VDC
Power rating	2000 Newtons Equiv. 1 .5HP
Operator Motor Head Rating:	NEMA 4 *
Motor type:	DC Gear Reduced
Motor cover dimensions:	N/A
Motor Voltage:	48-54 VDC
Limits determination:	Physical/Self Calibrating
Duty cycle rating:	Continuous
Operating temp range:	-22 deg F to 212 deg F
Overload protection:	Inherent motor current sensing
Torsion shaft type required:	Solid w/keyway or hollow tube
Fits torsion shafts diameter:	1"
Torsion shaft length required:	4.5" beyond outer edge of track
Side clearance required:	5" min for motor only
Replacement motor PN	600814
Replacement belt PN/size	8825-HPB PN600617 (AX29)

*When installing this unit in a wet location a protective piece of shrink wrap must be applied over the motor plug connection to meet NEMA4.



Options and Accessories

Fraba Optoeye

UL 325 Compliant Monitored Entrapment Protection Device

The Opto Eye is a Nema 4X, UL 325 compliant monitored entrapment device designed for durability in all commercial applications. ZAP Part# 401002

Integrated Auto-Lock

The Auto-Lock provides integrated security with an electronic solenoid locking system that releases a shoot bolt above a roller when door is stopped and withdraws prior to door operation. ZAP Part# 8070

Rear torsion mounting kit

Provides a long Bowden cable to enable the belt tensioning system to reach rear torsion mounted operators. ZAP Part# 501262 5.5m Bowden Cable ZAP Part# 401002 large offset torque arm.

Battery Back Up

The battery back-up system provides safety and security for you and your commercial sectional door during power outages. ZAP Part# 8830

Auxiliary Input Expansion Module

The Input Expansion module for the expansion of input functions beyond the available connections on the main control board. It provides additional open, stop, close and cyclic operation input connections as well as an additional 24VDC supply. ZAP Part# 871

Fire Station module

The Fire Station module allows the incorporation of a second set of photo cells above man traffic height that will prevent the auto-close timer from timing out and closing a door door before the vehicle has departed the facility. Once the vehicle has departed the opening fully, the timer is released to count down and close the door. ZAP Part# 871FS requires also Part# 401001 Photo Cells

Auxiliary modules

Various modules are available to facilitate interlock and accessory functions. Dock leveler interlock, door open interlock, door closed interlock, traffic light control, driver communication light control, warning devices, and accessory controls can be achieved by adding the appropriate module.

Action required

Module used

Truck restraint interlock	None
Requires external N/O relay to close when restraint is engaged	
Dock leveler interlock to a prevent operation relay on the dock leveler control panel	82DTLM
Dock leveler interlock to a live voltage control circuit 120VAC-240VAC less than 5amp	82DTLM
Dock leveler interlock to a live voltage control circuit 120VAC-240VAC in excess of 5amp	82DTLM & ZA0192
Driver communication light control (Requires Red Green Traffic Light)	82DTLM
Door open interlock (Used for bug screen doors that use a shared track system)	82DTLM
Above functions but with advance closure warning (Requires setting close delay programming function) (Requires Warning Device) Substitute 82DTLM with	822
Sally Port (Interlock 2 doors requiring 1 door is closed before other can open)	82TLM
Through traffic light control (Door Open-green light/Any other position-red light)	82TLM
Above functions but with advance closure warning (Requires setting close delay programming function) (Requires Warning Device) Substitute 82TLM with	821

Accessory Control Functions

Terminal Used

82DTLM	
Accessory on/ door fully open/ off any other position	I-lock
Accessory on/ door start open/ off when fully closed	Red light
Accessory on/ door fully closed/ off any other position	Green light
82TLM	
Accessory on/ door fully closed / off any other position	I-lock
Accessory on/ door fully open/ off any other position	Green light
Accessory off/ door fully open / on any other position	Red light



Model 8825-3-HPC/D DC Commercial Sectional Door Operator Commercial Operators that use **SafetySense™**

What is **SafetySense™**?

SafetySense™ is a product design concept used to reduce a technicians exposure to the hazards that exist during the installation and maintenance process.

SafetySense™ is also the technology used to provide the advanced safety functions included in all ZAP Series 3 Commercial Operators.

Why **SafetySense™**

Promotes safe work practices through product design to reduce the exposure to potential injury during the installation and maintenance process by reducing the time, materials, and equipment required to install and maintain a commercial sectional door operator by up to 75%.

Provides the industry's most advanced obstruction detection system which turns every edge of the door into an actively monitored contact safety edge that detects obstructions on any part of the door, in any direction of travel.

Provides an active monitoring system at start up that detects and prevents the operation of the door when an unsafe service condition exists anywhere on the door system.

Prevents thrown torsion cables on sectional doors that have closed onto dock equipment, debris, snow, and ice left in the door opening, saving companies thousands of dollars annually on unnecessary service costs.

Reduces the mechanical components that are used in traditional commercial operators, reducing the cost of their associated maintenance.

Provides universal mounting configurations on sectional doors regardless of the lift configuration or the limitations of space reducing installation costs.

Provides simple plug-in modules and ease of wiring to achieve various interlock scenarios to eliminate external limit relays and their required wiring.

Lowers electrical construction costs by reducing the number of circuits required to power a commercial operator by lowering the amp draw on a 115VAC single phase supply by up to 80%.

ZAP Series 3 Commercial Operators are by design

Simply Logical

ZAP Controls


100 Waterloo Blvd. Anglesey Business Park
Littleworth Road, Cannock, Staffordshire, UK
WS12 1NR

Sales Contact

UK Office 011-44-154-387-9444
Email sales@zap-uk.com
USA Sales 931-510-4432
Email sales@zap-america.com

Technical Assistance

Email tech@zap-uk.com
Online Support www.zap-uk.com
Text Support 931-510-4432
Online Training www.zap-uk.com
North America 931-510-4432
Elsewhere in the world 011-44-154-387-9444



Not For Use In Residential Applications

ZAP Controls
Model 8825-3-HPC/D DC Commercial Sectional Door Operator
Commercial Operators that use **SafetySense™**

Standard features of the ZAP 8825-3-HP Operator **SafetySense™** Door safety monitoring system

The industry's most advanced sectional door monitoring system. It turns every edge of the door into a contact safety edge and also monitors the entire door system for unsafe operational and service conditions.

NEMA4 Motor drive system

Continuous duty, gear reduced DC Motor, for use in both normal and wet locations. **NEMA 4X rated controller case with push button controls**

Provides a powerful soft start/soft stop output of 650 Newtons of force to drive our commercial operator motor system. Designed for safety and convenience, it provides ground level serviceability to the operator control system and provides 3-button open/close/stop control to motor. It is designed to accept either a 115VAC or 208-230VAC single phase power supply wired directly to the controller. A 24' low voltage motor cable is supplied for easy wiring of the motor. If used in a wet location, watertight connections are required on wiring introduced into the controller.

Auto-Close Timer

Fully programmable auto-close timer. Requires photo cell.

Prevent door operation interlock

Built in interlock to prevent door operation, used with truck restraint systems, shared track applications or pass doors.

Manual Operation Release Lever

An easy to use manual override release lever is provided. When released it allows easy hand operation of the door. It also provides ground level access to maintaining the operators drive belt adjustment.

Radio Control Connections

Wiring terminals are provided inside the controller for adding external radio control receivers from any desired manufacturer.

ZAP Controls

Model 8825-3-HPC/D DC Commercial Sectional Door Operator

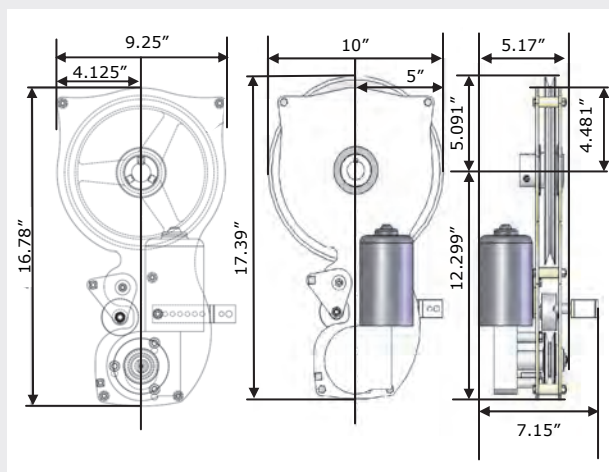
Commercial Operators that use **SafetySense™**

Lift Requirement	Low Headroom	Standard Lift	High Lift to 54"	High Lift above 54"	Vertical Lift
Door Size W X H					
10'-24'W X 16'-20'H	8825-3-HPC	8825-3-HPC	8825-3-HPC	8825-3-HPD	8825-3-HPD
Please read the instructions fully or attend training online before installation. Consult factory for door sizes beyond scope provided above. Operators are pre configured to accept 1.25" shaft. For 1" shafts order adapter insert PN ZA0191 The maximum door weight for sizes listed above is 1800 Lbs. The minimum door height 10'.					

Technical information for the 8825-HPC/D Series 3

Controller case rating:	NEMA 4X/IP66
Controller dimensions:	8.7"H X 10.6"W X 4.5"D
Single phase voltage:	115V US, 208-230V US, 208-230V EU
Amp draw:	5.8A
Control circuit voltage:	6VDC
Power rating	2000 Newtons Equiv. 1 .5HP
Operator Motor Head Rating:	NEMA 4 *
Motor type:	DC Gear Reduced
Motor cover dimensions:	N/A
Motor Voltage:	48-54 VDC
Limits determination:	Physical/Self Calibrating
Duty cycle rating:	Continuous
Operating temp range:	-22 deg F to 212 deg F
Overload protection:	Inherent motor current sensing
Torsion shaft type required:	Solid w/keyway
Fits torsion shafts diameter:	1.5" Standard/ 1" with included adapter
Torsion shaft length required:	4.5" beyond outer edge of track
Side clearance required:	5" min for motor only
Replacement motor PN	600814
Replacement belt PN/size	8825-HPC PN600621 (AX38) 8825-HPD PN600621 (AX41)

*When installing this unit in a wet location a protective piece of shrink wrap must be applied over the motor plug connection to meet NEMA4.



Options and Accessories

Fraba Optoeye

UL 325 Compliant Monitored Entrapment Protection Device

The Opto Eye is a Nema 4X, UL 325 compliant monitored entrapment device designed for durability in all commercial applications. ZAP Part# 401002

Integrated Auto-Lock

The Auto-Lock provides integrated security with an electronic solenoid locking system that releases a shoot bolt above a roller when door is stopped and withdraws prior to door operation. ZAP Part# 8070

Rear torsion mounting kit

Provides a long Bowden cable to enable the belt tensioning system to reach rear torsion mounted operators. ZAP Part# 501262 5.5m Bowden Cable ZAP Part# 401002 large offset torque arm.

Battery Back Up

The battery back-up system provides safety and security for you and your commercial sectional door during power outages. ZAP Part# 8830

Auxiliary Input Expansion Module

The Input Expansion module for the expansion of input functions beyond the available connections on the main control board. It provides additional open, stop, close and cyclic operation input connections as well as an additional 24VDC supply. ZAP Part# 871

Fire Station module

The Fire Station module allows the incorporation of a second set of photo cells above man traffic height that will prevent the auto-close timer from timing out and closing a door door before the vehicle has departed the facility. Once the vehicle has departed the opening fully, the timer is released to count down and close the door. ZAP Part# 871FS requires also Part# 401001 Photo Cells

Auxiliary modules

Various modules are available to facilitate interlock and accessory functions. Dock leveler interlock, door open interlock, door closed interlock, traffic light control, driver communication light control, warning devices, and accessory controls can be achieved by adding the appropriate module.

Action required	Module used
Truck restraint interlock	
Requires external N/O relay to close when restraint is engaged	None
Dock leveler interlock to a prevent operation relay on the dock leveler control panel	82DTLM
Dock leveler interlock to a live voltage control circuit 120VAC-240VAC less than 5amp	82DTLM
Dock leveler interlock to a live voltage control circuit 120VAC-240VAC in excess of 5amp	82DTLM & ZA0192
Driver communication light control (Requires Red Green Traffic Light)	82DTLM
Door open interlock (Used for bug screen doors that use a shared track system)	82DTLM
Above functions but with advance closure warning (Requires setting close delay programming function) (Requires Warning Device) Substitute 82DTLM with	822
Sally Port (Interlock 2 doors requiring 1 door is closed before other can open)	82TLM
Through traffic light control (Door Open-green light/Any other position-red light)	82TLM
Above functions but with advance closure warning (Requires setting close delay programming function) (Requires Warning Device) Substitute 82TLM with	821
Accessory Control Functions	Terminal Used
82DTLM	
Accessory on/ door fully open/ off any other position	I-lock
Accessory on/ door start open/ off when fully closed	Red light
Accessory on/ door fully closed/ off any other position	Green light
82TLM	
Accessory on/ door fully closed / off any other position	I-lock
Accessory on/ door fully open/ off any other position	Green light
Accessory off/ door fully open / on any other position	Red light



Model 8825-3-SD DC Commercial Rolling Sheet Door Operator Commercial Operators that use **SafetySense™**

What is **SafetySense™**?

SafetySense™ is a product design concept used to reduce a technicians exposure to the hazards that exist during the installation and maintenance process.

SafetySense™ is also the technology used to provide the advanced safety functions included in all ZAP Series 3 Commercial Operators.

Why **SafetySense™**

Promotes safe work practices through product design to reduce the exposure to potential injury during the installation and maintenance process by reducing the time, materials, and equipment required to install and maintain a commercial rolling sheet door operator by up to 75%.

Provides the industry's most advanced obstruction detection system which turns every edge of the door into an actively monitored contact safety edge that detects obstructions on any part of the door, in any direction of travel.

Provides an active monitoring system at start up that detects and prevents the operation of the door when an unsafe service condition exists anywhere on the door system.

Prevents the door sheet from being rolled off of the barrel when closed onto dock equipment, debris, snow, and ice left in the door opening, preventing unnecessary damage to the door.

Reduces the mechanical components that are used in traditional commercial operators, reducing the cost of their associated maintenance.

Provides the ability to install the operator on new doors in minutes before the door is installed at ground level. Retro-fit installations are simple as well eliminating the requirement for front of the hood mounts, reducing installation costs.

Provides simple plug-in modules and ease of wiring to achieve various interlock scenarios to eliminate external limit relays and their required wiring.

Lowers electrical construction costs by reducing the number of circuits required to power a commercial operator by lowering the amp draw on a 115VAC single phase supply by up to 80%.

ZAP Series 3 Commercial Operators are by design

Simply Logical

ZAP Controls

100 Waterloo Blvd. Anglesey Business Park
Littleworth Road, Cannock, Staffordshire, UK
WS12 1NR

Sales Contact

UK Office 011-44-154-387-9444
Email sales@zap-uk.com
USA Sales 931-510-4432
Email sales@zap-america.com

Technical Assistance

Email tech@zap-uk.com
Online Support www.zap-uk.com
Text Support 931-510-4432
Online Training www.zap-uk.com
North America 931-510-4432
Elsewhere in the world 011-44-154-387-9444



Not For Use In Residential Applications

ZAP Controls
Model 8825-3-SD DC Commercial Rolling Sheet Door Operator
Commercial Operators that use **SafetySense™**

Standard features of the ZAP 825-3 Commercial Operator **SafetySense™** Door safety monitoring system

The industry's most advanced rolling sheet door monitoring system. It turns every edge of the door into a contact safety edge and also monitors the entire door system for unsafe operational and service conditions.

NEMA4 Motor drive system

Continuous duty, gear reduced DC Motor, for use in both normal and wet locations.

NEMA 4X rated controller case with push button controls

Provides a powerful soft start/soft stop output of 650 Newtons of force to drive our commercial operator motor system. Designed for safety and convenience, it provides ground level serviceability to the operator control system and provides 3-button open/close/stop control to motor. It is designed to accept either a 115VAC or 208-230VAC single phase power supply wired directly to the controller. A 24' low voltage motor cable is supplied for easy wiring of the motor. If used in a wet location, watertight connections are required on wiring introduced into the controller.

Auto-Close Timer

Fully programmable auto-close timer. Requires photo cell.

Prevent door operation interlock

Built in interlock to prevent door operation, used with truck restraint systems, shared track applications or pass doors.

Manual Operation Release Lever

An easy to use manual override release lever is provided. When released it allows easy hand operation of the door. It also provides ground level access to maintaining the operators drive belt adjustment.

Radio Control Connections

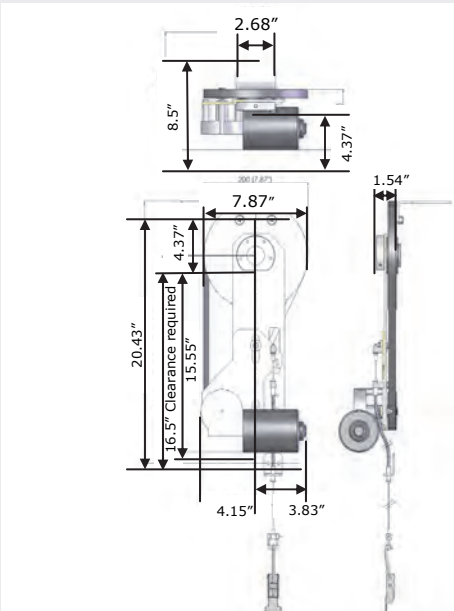
Wiring terminals are provided inside the controller for adding external radio control receivers from any desired manufacturer.

ZAP Controls
Model 8825-3-SD DC Commercial Rolling Sheet Door Operator
Commercial Operators that use SafetySense™

Table with 2 columns: Door Size W X H, Model. Includes door size specifications and installation instructions.

Table with 2 columns: Specification, Value. Includes technical information for the 8825-3-SD such as controller rating, dimensions, voltage, and motor specifications.

*When installing this unit in a wet location a protective piece of shrink wrap must be applied over the motor plug connection to meet NEMA4.



Options and Accessories
Fraba Optoeye
UL 325 Compliant Monitored Entrapment Protection Device
Battery Back Up
Auxiliary Input Expansion Module
Fire Station module
Auxiliary modules
Table with 2 columns: Action required, Module used. Lists various options and their corresponding module requirements.



Model 825-3-SS DC Commercial Rolling Sheet Door Operator

Commercial Operators that use **SafetySense™**

What is SafetySense™?

SafetySense™ is a product design concept used to reduce a technicians exposure to the hazards that exist during the installation and maintenance process.

SafetySense™ is also the technology used to provide the advanced safety functions included in all ZAP Series 3 Commercial Operators.

Why SafetySense™

Promotes safe work practices through product design to reduce the exposure to potential injury during the installation and maintenance process by reducing the time, materials, and equipment required to install and maintain a commercial rolling sheet door operator by up to 75%.

Provides the industry's most advanced obstruction detection system which turns every edge of the door into an actively monitored contact safety edge that detects obstructions on any part of the door, in any direction of travel.

Provides an active monitoring system at start up that detects and prevents the operation of the door when an unsafe service condition exists anywhere on the door system.

Prevents the door sheet from being rolled off of the barrel when closed onto dock equipment, debris, snow, and ice left in the door opening, preventing unnecessary damage to the door.

Reduces the mechanical components that are used in traditional commercial operators, reducing the cost of their associated maintenance.

Provides the ability to install the operator on new doors in minutes before the door is installed at ground level. Retro-fit installations are simple as well eliminating the requirement for front of the hood mounts, reducing installation costs.

Provides simple plug-in modules and ease of wiring to achieve various interlock scenarios to eliminate external limit relays and their required wiring.

Lowers electrical construction costs by reducing the number of circuits required to power a commercial operator by lowering

ZAP Series 3 Commercial Operators are by design

Simply Logical

ZAP Controls

100 Waterloo Blvd. Anglesey Business Park
Littleworth Road, Cannock, Staffordshire, UK
WS12 1NR

Sales Contact

UK Office 011-44-154-387-9444
Email sales@zap-uk.com
USA Sales 931-510-4432
Email sales@zap-america.com

Technical Assistance

Email tech@zap-uk.com
Online Support www.zap-uk.com
Text Support 931-510-4432
Online Training www.zap-uk.com
North America 931-510-4432
Elsewhere in the world 011-44-154-387-9444



Not For Use In Residential Applications

ZAP Controls
Model 825-3-SS DC Commercial Rolling Sheet Door Operator
Commercial Operators that use **SafetySense™**

Standard features of the ZAP 825-3 Commercial Operator **SafetySense™** Door safety monitoring system

The industry's most advanced rolling sheet door monitoring system. It turns every edge of the door into a contact safety edge and also monitors the entire door system for unsafe operational and service conditions.

NEMA4 Motor drive system

Continuous duty, gear reduced DC Motor, for use in both normal and wet locations.

NEMA 4X rated controller case with push button controls

Provides a powerful soft start/soft stop output of 650 Newtons of force to drive our commercial operator motor system. Designed for safety and convenience, it provides ground level serviceability to the operator control system and provides 3-button open/close/stop control to motor. It is designed to accept either a 115VAC or 208-230VAC single phase power supply wired directly to the controller. A 24' low voltage motor cable is supplied for easy wiring of the motor. If used in a wet location, watertight connections are required on wiring introduced into the controller.

Auto-Close Timer

Fully programmable auto-close timer. Requires photo cell.

Prevent door operation interlock

Built in interlock to prevent door operation, used with truck restraint systems, shared track applications or pass doors.

Manual Operation Release Lever

An easy to use manual override release lever is provided. When released it allows easy hand operation of the door. It also provides ground level access to maintaining the operators drive belt adjustment.

Radio Control Connections

Wiring terminals are provided inside the controller for adding external radio control receivers from any desired manufacturer.

ZAP Controls

Model 825-3-SS DC Commercial Rolling Sheet Door Operator

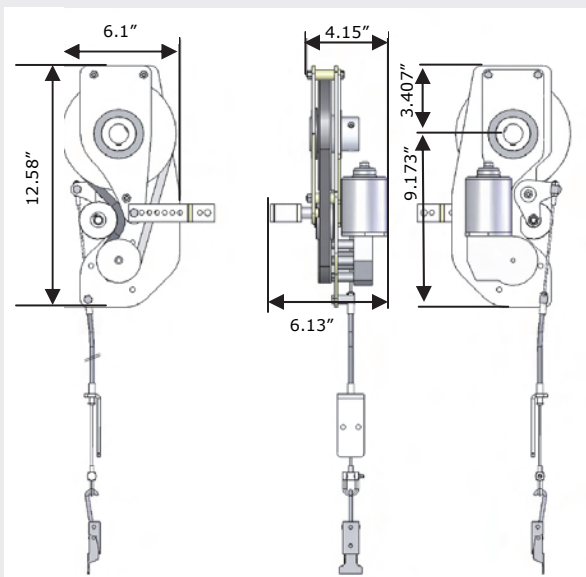
Commercial Operators that use **SafetySense™**

Door Size W X H	
3'-12"W X 3'-5'11"H	815-3-SS with Short run chip
3'-12"W X 6'-8"H	815-3-SS
Please read the instructions fully or attend training online before installation. Consult factory for door sizes beyond scope provided above. Mounts to 1" live axle sheet door. The minimum door height is 6'. Short run chip is available for lower heights.	

Technical information for the 825-3-SS

Controller case rating:	NEMA 4X/IP66
Controller dimensions:	8.7"H X 6.5"W X 4.7"D
Single phase voltage:	115V US, 208-230V US, 208-230V EU
Amp draw:	2.8A
Control circuit voltage:	6VDC
Power rating	650 Newtons Equiv. 1/2 HP
Operator Motor Head Rating:	NEMA 4 *
Motor type:	DC Gear Reduced
Motor Voltage:	48-54 VDC
Limits determination:	Physical/Self Calibrating
Duty cycle rating:	Continuous
Operating temp range:	-22 deg F to 212 deg F
Overload protection:	Inherent motor current sensing
Door shaft type required:	Live Axle
Fits torsion shafts diameter:	1"
Side clearance required:	4.5" beyond outer edge of track
Replacement red motor PN	600805
Replacement belt PN/size	825-D PN600615 (AX25)

*When installing this unit in a wet location a protective piece of shrink wrap must be applied over the motor plug connection to meet NEMA4.



Options and Accessories

Fraba Optoeye

UL 325 Compliant Monitored Entrapment Protection Device

The Opto Eye is a Nema 4X, UL 325 compliant monitored entrapment device designed for durability in all commercial applications. ZAP Part# 401002

Battery Back Up

The battery back-up system provides safety and security for you and your commercial sectional door during power outages. ZAP Part# 8830

Auxiliary Input Expansion Module

The Input Expansion module for the expansion of input functions beyond the available connections on the main control board. It provides additional open, stop, close and cyclic operation input connections as well as an additional 24VDC supply. ZAP Part# 871

Fire Station module

The Fire Station module allows the incorporation of a second set of photo cells above man traffic height that will prevent the auto-close timer from timing out and closing a door boor before the vehicle has departed the facility. Once the vehicle has departed the opening fully, the timer is released to count down and close the door. ZAP Part# 871FS requires also Part# 401001 Photo Cells

Auxiliary modules

Various modules are available to facilitate interlock and accessory functions. Dock leveler interlock, door open interlock, door closed interlock, traffic light control, driver communication light control, warning devices, and accessory controls can be achieved by adding the appropriate module.

Action required

Module used

Truck restraint interlock	
Requires external N/O relay to close when restraint is engaged	None
Dock leveler interlock to a prevent operation relay on the dock leveler control panel	82DTLM
Dock leveler interlock to a live voltage control circuit 120VAC-240VAC less than 5amp	82DTLM
Dock leveler interlock to a live voltage control circuit 120VAC-240VAC in excess of 5amp	82DTLM & ZA0192
Driver communication light control (Requires Red Green Traffic Light)	82DTLM
Door open interlock (Used for bug screen doors that use a shared track system)	82DTLM
Above functions but with advance closure warning (Requires setting close delay programming function) (Requires Warning Device) Substitute 82DTLM with	822
Sally Port (Interlock 2 doors requiring 1 door is closed before other can open)	82TLM
Through traffic light control (Door Open-green light/Any other position-red light)	82TLM
Above functions but with advance closure warning (Requires setting close delay programming function) (Requires Warning Device) Substitute 82TLM with	821

Accessory Control Functions

Terminal Used

82DTLM

Accessory on/ door fully open/ off any other position	I-lock
Accessory on/ door start open/ off when fully closed	Red light
Accessory on/ door fully closed/ off any other position	Green light


82TLM

Accessory on/ door fully closed / off any other position	I-lock
Accessory on/ door fully open/ off any other position	Green light
Accessory off/ door fully open / on any other position	Red light



Accessory Catalog

ZAP Commercial Operator Accessories



ZAP Series 3 Commercial Operators are by design

Simply Logical

ZAP Controls

100 Waterloo Blvd. Anglesey Business Park
Littleworth Road, Cannock, Staffordshire, UK
WS12 1NR

Sales Contact

UK Office 011-44-154-387-9444
Email sales@zap-uk.com
USA Sales 931-510-4432
Email sales@zap-america.com

Technical Assistance

Email tech@zap-uk.com
Online Support www.zap-uk.com
Text Support 931-510-4432
Online Training www.zap-uk.com
North America 931-510-4432
Elsewhere in the world 011-44-154-387-9444



871 Interface Expansion Module

ZAP Commercial Operator Accessories

ZAP Part# 871

Description:

The 871 Interface Expansion Module is a plug-in module that allows additional expansion room for the input of external control devices such as three channel external radio control receiver for open stop and close function via radio transmitter, microwave sensors, and loop detectors.

Operations provided:

N/O Single contact operation (Cyclic)
N/O Single contact operation (Open)
N/O Single contact operation (Close)
N/O Single contact operation (Stop)

Input terminals provided:

Open/Stop/Close/Common/Cycle

Output terminal provided:

24VDC power

Overload protection circuit:

LED illuminates if the power supply is over-loaded, due to a fault or by a device drawing too much current.

Wiring requirements:

14-20 AWG

Power requirement:

None

Mounting type:

Plug in

Terminal plug:

6 Position Dual Direction slide in plug

Dimensions:

Height: 1 7/8"
Width: 2 1/8"
Depth: 3/4"

Operating temp:

-13 deg F to + 149 deg F

Works with:


All Commercial ZAP Controllers
82-TLM
82DTLM
8070 Auto-Lock (requires 872 Adapter)

ZAP Series 3 Commercial Operators are by design

Simply Logical

ZAP Controls

100 Waterloo Blvd. Anglesey Business Park
Littleworth Road, Cannock, Staffordshire, UK
WS12 1NR



871 Interface Expansion Module

ZAP Commercial Operator Accessories

Sales Contact

UK Office 011-44-154-387-9444
Email sales@zap-uk.com
USA Sales 931-510-4432
Email sales@zap-america.com

Technical Assistance

Email tech@zap-uk.com
Online Support www.zap-uk.com
Text Support 931-510-4432
Online Training www.zap-uk.com
North America 931-510-4432
Elsewhere in the world 011-44-154-387-9444



871 Fire Station Module

ZAP Commercial Operator Accessories

ZAP Part# 871-FS

Description:

The 871 Fire Station Module is a special variant of the 871 Interface Expansion Module. It allows the use of a second photo-cell system to inhibit the Auto-Close function of standard ZAP Operator until an emergency vehicle departing a facility has passed through the photo cell beam and exited the facility fully. This prevents the circumstance that causes damage to many fire station and ambulance station sectional doors by fault of the timer to close timer closing the door before the vehicle has left the facility. Once the departing emergency vehicle has passed through the photo cells' beam, the Auto-Close timer is then released and allowed to time out and the door closes.

Operations provided:

Hold Open signal when using Auto Close Timer is employed until vehicle departs facility.

Input terminals provided:

Open/Stop/Close/Common/Cycle

Output terminal provided:

24VDC power

Overload protection circuit:

LED illuminates if the power supply is over-loaded, due to a fault or by a device drawing too much current.

Wiring requirements:

14-20 AWG

Wiring required:

N/C Photo eye safety connection (Cyclic)

N/C Photo eye common connection (Com)

Power requirement:

None

Mounting type:

Plug in

Terminal plug:

6 Position Dual Direction slide in plug

Dimensions:

Height: 1 7/8"

Width: 2 1/8"


Depth: 3/4"

ZAP Series 3 Commercial Operators are by design

Simply Logical

ZAP Controls

100 Waterloo Blvd. Anglesey Business Park
Littleworth Road, Cannock, Staffordshire, UK
WS12 1NR



Operating Temp:

-13 deg F to + 149 deg F

Works with:

All ZAP Controllers except 8850 Turbo

82-TLM

82DTLM

8070 Auto-Lock (requires 872 Adapter)

As close function on controller case lid is not functional when 871 FS is employed it is necessary to disconnect Close wire (grey) from TB3 on ZAP control board and wire to close terminal on 871 FS .

Sales Contact

UK Office

Email

USA Sales

Email

Technical Assistance

Email

Online Support

Text Support

Online Training

North America

Elsewhere in the world

011-44-154-387-9444

sales@zap-uk.com

931-510-4432

sales@zap-america.com

tech@zap-uk.com

www.zap-uk.com

931-510-4432

www.zap-uk.com

931-510-4432



872 Adapter Module

ZAP Commercial Operator Accessories

ZAP Part# 872

Description:

The 872 Adapter Module is a plug-in adapter that provides dual 10 way pin connections for the dual use of certain ZAP accessories.

Wiring requirement:

None

Power requirement:

None

Mounting type:

Plug in

Terminal plug:

Dual 10 Pin Socket Headers

Dimensions:

Height: 2 5/16"

Width: 2"

Depth: 9/16"

Operating temp:

-13 deg F to + 149 deg F


Works with:

All ZAP Controllers

8070 Auto-Lock

871 Interface Module

871-FS (Not with Turbo Drive)



872 Adapter Module
ZAP Commercial Operator Accessories

ZAP Series 3 Commercial Operators are by design

Simply Logical

ZAP Controls

100 Waterloo Blvd. Anglesey Business Park
Littleworth Road, Cannock, Staffordshire, UK
WS12 1NR

Sales Contact

UK Office 011-44-154-387-9444
Email sales@zap-uk.com
USA Sales 931-510-4432
Email sales@zap-america.com

Technical Assistance

Email tech@zap-uk.com
Online Support www.zap-uk.com
Text Support 931-510-4432
Online Training www.zap-uk.com
North America 931-510-4432
Elsewhere in the world 011-44-154-387-9444



8070 Auto-Lock

ZAP Commercial Operator Accessories

ZAP Part# 8070

Description:

8070 Auto-Lock provides integrated security with an electronic solenoid locking system that releases a shoot bolt above a roller when door is stopped and withdraws prior to door operation.

Wiring requirements:

Provided

Power requirement:

None

Mounting type:

8067 Module: Plug in

8068 Solenoid bolt assembly: Bolt on

Terminal plug:

2 Position Dual Direction slide in plug

2 Male, Female shielded terminals

Works with:

All Commercial ZAP Controllers

82-TLM

82DTLM

871 Interface module (requires 872 Adapter)

871-FS (requires 872 Adapter)

8067 module dimensions:

Height: 4 3/4"

Depth: 4"

Width: 1 3/4"

Solenoid bolt frame dimensions:

Height: 4 1/4"

Depth: 3 1/4"

Width: 1 1/8"

Cover dimensions:

Height: 4 9/16"

Depth: 3 1/2"

Width: 2 1/2"

Operating temp:

-13 deg F to + 149 deg F

Replacement parts:

PN-8067 Plug-in module,

PN-8068 Solenoid bolt assembly

PN-ZA0074 Power cable

PN-601431 Solenoid cover



ZAP Series 3 Commercial Operators are by design

Simply Logical

ZAP Controls

100 Waterloo Blvd. Anglesey Business Park
Littleworth Road, Cannock, Staffordshire, UK
WS12 1NR

Sales Contact

UK Office

Email

USA Sales

Email

Technical Assistance

Email

Online Support

Text Support

Online Training

North America

Elsewhere in the world

011-44-154-387-9444

sales@zap-uk.com

931-510-4432

sales@zap-america.com

tech@zap-uk.com

www.zap-uk.com

931-510-4432

www.zap-uk.com

931-510-4432

011-44-154-387-9444



8830 Battery Back Up

ZAP Commercial Operator Accessories

ZAP Part# 8830

Description:

The 8830 Commercial Operator Battery Back Up system is designed for use with all standard ZAP Commercial operators.

Zap Controllers provide a constant charge to the battery system and automatically engage them in the event a power interruption and automatically disengage and resume charging upon restoration of the power supply.

Wiring requirements:

18 AWG/6

Power requirement:

16VDC Provided from controller

Mounting type:

Wall mount

Terminal plug:

6 Position Dual Direction slide in plug

Voltage output:

12VDC, 24VDC, 48VDC

Battery type:

Sealed Lead Acid

Charging system:

Current Limited Constant Voltage

Short Circuit and Reverse Connection Proof

Run time average:

10 Cycles

Dimensions:

Height: 8.5"

Width: 6.5"

Depth: 4.25"

Operating temp:

-13 deg F to + 149 deg F

Works with:

All standard commercial ZAP Controllers

ZAP Series 3 Commercial Operators are by design

Simply Logical

ZAP Controls

100 Waterloo Blvd. Anglesey Business Park
Littleworth Road, Cannock, Staffordshire, UK
WS12 1NR



8830 Battery Back Up
ZAP Commercial Operator Accessories

Sales Contact

UK Office 011-44-154-387-9444

Email sales@zap-uk.com

USA Sales 931-510-4432

Email sales@zap-america.com

Technical Assistance

Email tech@zap-uk.com

Online Support www.zap-uk.com

Text Support 931-510-4432

Online Training www.zap-uk.com

North America 931-510-4432

Elsewhere in the world 011-44-154-387-9444



82DTLM Dock Interlock Module

ZAP Commercial Operator Accessories

ZAP Part# 82 DTLM

Description:

82 DTLM provides a N/O relay that closes when the door operator is in the fully opened position. It may be used as a dock interlock or to interlock a door that shares the same track system. Provides terminals to operate red/green driver communication lighting where mechanical dock levelers are used. Terminals provided may be used to operate security, heating or other 5V to 240V devices up to 5 amps. Interlocking 120V/240V device control circuits higher than 5 amps requires the addition of the ZA0192 Slave Relay Kit. Expansion port included for the addition of 8070 Auto-Lock, 871 FS, or 871 input modules.

Interlock terminals:

Interlock N/O relay closes when door is in fully open position.

Driver communication light terminals:

Red Light-N/O Relay closes when door is in any position other than fully closed position.

Green Light-N/O Relay closes when door is in fully closed position.

Common

24V

Wiring requirements:

14-20 AWG

Power requirement:

None

Mounting type:

Plug in

Terminal plug:

2 Position Dual Direction slide in plug

4 Position Dual Direction slide in plug

Works with:

All Commercial ZAP Controllers

871 Interface expansion module

871-FS



Dimensions:

Height: 1-5/8"

Width: 3 -5/8"

Depth: 7/8"

Operating temp:

-13 deg F to + 149 deg F

Accessory Control Functions

82DTLM

Accessory on/ door fully open/ off any other position

Accessory on/ door start open/ off when fully closed

Accessory on/ door fully closed/ off any other position

Terminal Used

I-lock

Red light

Green light

ZAP Series 3 Commercial Operators are by design

Simply Logical

ZAP Controls

100 Waterloo Blvd. Anglesey Business Park
Littleworth Road, Cannock, Staffordshire, UK
WS12 1NR

Sales Contact

UK Office

Email

USA Sales

Email

Technical Assistance

Email

Online Support

Text Support

Online Training

North America

Elsewhere in the world

011-44-154-387-9444

sales@zap-uk.com

931-510-4432

sales@zap-america.com

tech@zap-uk.com

www.zap-uk.com

931-510-4432

www.zap-uk.com

931-510-4432

011-44-154-387-9444



ZA0192 Slave Relay Adapter Kit for 82DTLM

ZAP Commercial Operator Accessories

ZAP Part# ZA0192

Description:

ZA0192 Slave relay module is designed for use in conjunction with the 82DTLM where the 82DTLM is to be interfaced as an interlock into an existing control circuit of 120-240V with an amperage draw of more than the 5A allowed on the 82DTLM.

Wiring requirements:

14-20 AWG prewired to terminals for simple plug in application.

Power requirement:

24VDC

Mounting type:

Plug in

Terminal plug:

- 2 Position Dual Direction slide in plug
- 3 Position Dual Direction slide in plug

Works with:

All Commercial ZAP Controllers using the 82DTLM.

Operating temp:

-13 deg F to + 149 deg F



ZA0192 Slave Relay Adapter Kit for 82DTLM
ZAP Commercial Operator Accessories

ZAP Series 3 Commercial Operators are by design

Simply Logical

ZAP Controls

100 Waterloo Blvd. Anglesey Business Park
Littleworth Road, Cannock, Staffordshire, UK
WS12 1NR

Sales Contact

UK Office 011-44-154-387-9444
Email sales@zap-uk.com
USA Sales 931-510-4432
Email sales@zap-america.com

Technical Assistance

Email tech@zap-uk.com
Online Support www.zap-uk.com
Text Support 931-510-4432
Online Training www.zap-uk.com
North America 931-510-4432
Elsewhere in the world 011-44-154-387-9444



822 Dock Interlock with Advance Close Warning

ZAP Commercial Operator Accessories

ZAP Part# 822

Description:

822 provides a N/O relay that closes when the door operator is in the fully opened position. It may be used as a dock interlock or to interlock a door that shares the same track system. Provides terminals to operate red/green driver communication lighting where mechanical dock levelers are used. If programmed with built in close delay timer, module will facilitate the pre-announcement of pending door closure through the traffic light or an audible warning device. Expansion port included for the addition of 8070 Auto-Lock, 871 FS, or 871 input modules.

Interlock terminals:

Interlock N/O relay closes when door is in fully open position.

Driver communication light terminals:

Red Light-N/O Relay closes when door is in any position other than fully closed position.

Green Light-N/O Relay closes when door is in fully closed position.

Common

24V

Wiring requirements:

14-20 AWG

Power requirement:

None

Mounting type:

Plug in

Terminal plug:

2 Position Dual Direction slide in plug

4 Position Dual Direction slide in plug

Works with:

All Commercial ZAP Controllers

871 Interface expansion module

871-FS

Dimensions:

Height: 1-5/8"

Width: 3 -5/8"


Depth: 7/8"

ZAP Series 3 Commercial Operators are by design

Simply Logical

ZAP Controls

100 Waterloo Blvd. Anglesey Business Park
Littleworth Road, Cannock, Staffordshire, UK
WS12 1NR



Operating temp:

-13 deg F to + 149 deg F

DIP switch functions:

If the FLASH dip switch is set to ON then the RED output will flash on and off while the door is moving, if the door is stopped before it is fully opened or closed and during the delay before closing.

If the FLASH dip switch is set to OFF then the RED output will remain on constantly in these situations.

If the FUNCTION dip switch is set to ON then the RED output will be off after the power is first applied or if the door is fully opened.

If the FUNCTION dip switch is OFF then the RED output will remain on constantly in these situations.

Sales Contact

UK Office

Email

USA Sales

Email

Technical Assistance

Email

Online Support

Text Support

Online Training

North America

Elsewhere in the world

011-44-154-387-9444

sales@zap-uk.com

931-510-4432

sales@zap-america.com

tech@zap-uk.com

www.zap-uk.com

931-510-4432

www.zap-uk.com

931-510-4432

011-44-154-387-9444



82TLM Traffic Light Module

ZAP Commercial Operator Accessories

ZAP Part# 82TLM

Description:

82TLM provides a N/O relay that closes when the door operator is in the fully closed position. It may be used as a sally port interlock or to inter lock any device that requires the door to be in the closed position. Provides terminals to operate red/green through traffic lights where it is desired to know the door is fully opened before proceeding through. Terminals provided may also be used to operate security, heating or other 5V to 240V devices up to 5 amps. Expansion port is included for the addition of 8070 Auto-Lock, 871 FS, or 871 input expansion modules.

Trough traffic light terminals:

Red Light-N/O Relay closes when door is in any position other than fully open.

Green Light-N/O Relay closes when door is in fully open position.

Common

24V

Interlock terminals:

Interlock N/O relay closes when door is in fully closed position.

Wiring requirements: 14-20 AWG

Power requirement: None

Mounting type: Plug in

Terminal plug:

2 Position Dual Direction slide in plug

4 Position Dual Direction slide in plug

Dimensions:

Height: 1-5/8"

Width: 3 -5/8"


Depth: 7/8"

ZAP Series 3 Commercial Operators are by design

Simply Logical

ZAP Controls

100 Waterloo Blvd. Anglesey Business Park
Littleworth Road, Cannock, Staffordshire, UK
WS12 1NR



Operating temp: -13 deg F to + 149 deg F

Works with:

All Commercial Controllers

871 Interface module

871-FS

Settings 2 Way DIP Switch:

Switch 1-When "on" the red traffic light will switch off 3 minutes after the door has closed

Switch 2-When "on" the red traffic light will flash while the door is moving.

82TLM

Accessory on/ door fully closed / off any other position

I-lock

Accessory on/ door fully open/ off any other position light

Green

Accessory off/ door fully open / on any other position

Red light

82TLM Traffic Light Module
ZAP Commercial Operator Accessories

Sales Contact

UK Office

Email

USA Sales

Email

Technical Assistance

Email

Online Support

Text Support

Online Training

North America

Elsewhere in the world

011-44-154-387-9444

sales@zap-uk.com

931-510-4432

sales@zap-america.com

tech@zap-uk.com

www.zap-uk.com

931-510-4432

www.zap-uk.com

931-510-4432



821 Traffic Light Module with Advance Close Warning

ZAP Commercial Operator Accessories

ZAP Part# 821

Description:

821 provides a N/O relay that closes when the door operator is in the fully closed position. It may be used as a sally port interlock or to inter lock any device that requires the door to be in the closed position. Provides terminals to operate red/green through traffic lights where it is desired to know the door is fully opened before proceeding through. If programmed with built in close delay timer, module will facilitate the pre-announcement of pending door closure through the traffic light or an audible warning device. Expansion port is included for the addition of 8070 Auto-Lock, 871 FS, or 871 input expansion modules.

Trough traffic light terminals:

Red Light-N/O Relay closes when door is in any position other than fully open.

Green Light-N/O Relay closes when door is in fully open position.

Common

24V

Interlock terminals:

Interlock N/O relay closes when door is in fully closed position.

Wiring requirements: 14-20 AWG

Power requirement: None

Mounting type: Plug in

Terminal plug:

2 Position Dual Direction slide in plug

4 Position Dual Direction slide in plug

Dimensions:

Height: 1-5/8"

Width: 3 -5/8"

Depth: 7/8"


Operating temp: -13 deg F to + 149 deg F

ZAP Series 3 Commercial Operators are by design

Simply Logical

ZAP Controls

100 Waterloo Blvd. Anglesey Business Park
Littleworth Road, Cannock, Staffordshire, UK
WS12 1NR



Works with:

All Commercial ZAP Controllers

871 Interface module

871-FS

DIP switch functions

If the FLASH dip switch is set to ON then the RED output will flash on and off while the door is moving, if the door is stopped before it is fully opened or closed and during the delay before closing.

If the FLASH dip switch is set to OFF then the RED output will remain on constantly in these situations.

If the FUNCTION dip switch is set to ON then the RED output will turn off three minutes after the power is first applied or the door has fully closed.

If the FUNCTION dip switch is OFF then the RED output will remain on constantly in these situations.

Sales Contact

UK Office

Email

USA Sales

Email

Technical Assistance

Email

Online Support

Text Support

Online Training

North America

Elsewhere in the world

011-44-154-387-9444

sales@zap-uk.com

931-510-4432

sales@zap-america.com

tech@zap-uk.com

www.zap-uk.com

931-510-4432

www.zap-uk.com

931-510-4432

011-44-154-387-9444



850 Beeper Module

ZAP Commercial Operator Accessories

ZAP Part# 850

Description:

The 850 Beeper Module enables audible announcement of programming functions, cycle activation, Service Due Reminder, cycle count inquiries, and Auto-Close defeat. The 8830 Commercial Operator Battery Back Up system is designed for use with all standard ZAP Commercial operators.

Mounting type: Plug in

Wiring requirements: None

Power requirement: None

Dimensions:

Height: 1-5/8"

Width: 7/8"

Depth: 3/4"

Operating temp: -13 deg F to + 149 deg F

Works with: All ZAP Controllers



850 Beeper Module
ZAP Commercial Operator Accessories

ZAP Series 3 Commercial Operators are by design

Simply Logical

ZAP Controls

100 Waterloo Blvd. Anglesey Business Park
Littleworth Road, Cannock, Staffordshire, UK
WS12 1NR

Sales Contact

UK Office 011-44-154-387-9444
Email sales@zap-uk.com
USA Sales 931-510-4432
Email sales@zap-america.com

Technical Assistance

Email tech@zap-uk.com
Online Support www.zap-uk.com
Text Support 931-510-4432
Online Training www.zap-uk.com
North America 931-510-4432
Elsewhere in the world 011-44-154-387-9444



401002 Fraba Opto-Eye Photo Cell

ZAP Commercial Operator Accessories

ZAP Part# 401002

Description:

Nema 4X UL 325 Compliant Monitored Entrapment Device designed for durability in all commercial applications.

Wiring requirements: Provided 22 AWG/2 (50')

Power requirement: +6VDC to 40VDC

Mounting type: Wall mount

Terminal plug: 6 Position Dual Direction slide in plug

Works with: All Series 3 Controllers

Working distance: Up to 45'

Dimensions:

Diameter of sensor 3/4"

Sensor housing: 2"x1.25"

Mounting Bracket: 1-1.2"x3-5/8"

Adjustability: 6"-7.5"

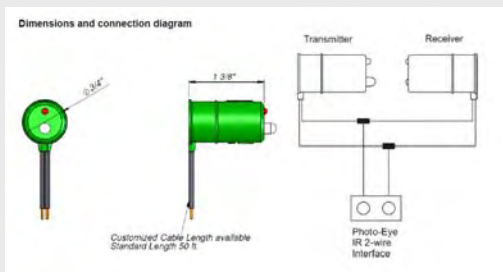
Operating temp: -13 deg F to +167 deg F.

Color indication of transmitter:

Grey Sealant

Color indication of receiver:

Black Sealant



LED Status Description

Sensor Type	LED Color	Status	Description
Transmitter	Red	On	Sensors are not aligned
		Off	Sensors aligned properly
Receiver	Green	On	Sensors are Powered
		Off	Sensors without Power

Technical Data

General data	
Protection class	NEMA 6 (comparable to IP68)
Operation temperature	-13 °F to +167 °F
Material of the housing	Polypropylene (PP)
Diameter of the housing	3/4 in.
Length of the housing	1 3/8 in.
Signaling cable	PVC Insulation, 2 x 22 AWG
Length of signaling cable	Max. length from sensors to signal processing unit: ~850ft
Length of the cable	50ft, customized lengths available
Sealing compound	Polyurethane (PU)
Color of the sealing compound	Transmitter: grey
	Receiver: black
Voltage	+6 V DC to +40 V DC

Dimensions & Drawings



ZAP Series 3 Commercial Operators are by design

Simply Logical

ZAP Controls

100 Waterloo Blvd. Anglesey Business Park
Littleworth Road, Cannock, Staffordshire, UK
WS12 1NR

Sales Contact

UK Office

Email

USA Sales

Email

Technical Assistance

Email

Online Support

Text Support

Online Training

North America

Elsewhere in the world

011-44-154-387-9444

sales@zap-uk.com

931-510-4432

sales@zap-america.com

tech@zap-uk.com

www.zap-uk.com

931-510-4432

www.zap-uk.com

931-510-4432

401002 Fraba Opto-Eye Photo Cell
ZAP Commercial Operator Accessories



401001 Sick Photo Cell

ZAP Commercial Operator Accessories

ZAP Part# 401001

Description:

Provides a polarized infrared light through separate sending and receiving photo cells to sense traffic and or obstructions in the door opening. The unit has a 20 meter through beam operating range, universal polarity supply, and robust compact plastic housing. Visible red beams aids alignment. Adjustable sensitivity with position indicator. Isolated changeover relay contacts.

Wiring requirement: 14-20 AWG

Power requirement: 12-24VDC
120VAC-240VAC

Mounting type: Wall Mount

Dimensions:

Height: 1-5/8"
Width: 7/8"
Depth: 3/4"

Operating temp: -13 deg F to + 149 deg F

Works with: 871-FS
8855 Turbo drive Fire Station
model to facilitate Auto-close
Fire Station programming

Not For UL 325 2010 Use



401001 Sick Photo Cell
ZAP Commercial Operator Accessories

ZAP Series 3 Commercial Operators are by design

Simply Logical

ZAP Controls

100 Waterloo Blvd. Anglesey Business Park
Littleworth Road, Cannock, Staffordshire, UK
WS12 1NR

Sales Contact

UK Office 011-44-154-387-9444
Email sales@zap-uk.com
USA Sales 931-510-4432
Email sales@zap-america.com

Technical Assistance

Email tech@zap-uk.com
Online Support www.zap-uk.com
Text Support 931-510-4432
Online Training www.zap-uk.com
North America 931-510-4432
Elsewhere in the world 011-44-154-387-9444

401001 USA



840 Plug In Receiver/ 2416 Internal Antenna/2414 External Antenna

ZAP Commercial Operator Accessories

ZAP Part# 840

Description:

Zap plug-in radio receiver with signal light.

Wiring requirements: None

Power requirement: None

Mounting type: Plug in

Programming: Program button on main control panel.

Operating temp: -13 deg F to + 149 deg F

Works with: 871-FS
8855 Turbo drive Fire Station model to facilitate Auto-close Fire Station programming

Operating frequency: 433.92 Mhz.

Number of transmitters accepted:

Up to 60 Zap Transmitters on commercial models 825 3.0/8825 3.0. Up to 10 ZAP transmitters on other models.

Antennas

Internal: Model 2416

Plug-in internal antenna for standard use. The 2416 is not recommended for use where there is a steel building or a lack of windows.

Mounting type:

Plug in

Terminal plug:

2 Position Dual Direction slide in plug


Operating temp:

-13 deg F to + 149 deg F


840



2416



2414



External: Model 2414

Wall mounting case with external adjustable direction antenna for use where signal shielding caused by a steel building or any other facility where a lack of windows is prevalent.

Wiring requirement: Coaxial provided

Terminal plug: 2 Position Dual Direction slide in plug

Mounting type: Wall mount

Cable length: 10'

Dimensions:

Height: 4 1/2"

Width: 2 7/8"

Depth: 2 3/8"

Operating temp: -13 deg F to + 149 deg F

840 Plug In Receiver/ 2416 Internal Antenna/2414 External Antenna
ZAP Commercial Operator Accessories

ZAP Series 3 Commercial Operators are by design

Simply Logical

ZAP Controls

100 Waterloo Blvd. Anglesey Business Park
Littleworth Road, Cannock, Staffordshire, UK
WS12 1NR

Sales Contact

UK Office 011-44-154-387-9444
Email sales@zap-uk.com
USA Sales 931-510-4432
Email sales@zap-america.com

Technical Assistance

Email tech@zap-uk.com
Online Support www.zap-uk.com
Text Support 931-510-4432
Online Training www.zap-uk.com
North America 931-510-4432
Elsewhere in the world 011-44-154-387-9444



4305A/4202/4113 Handheld Transmitters

ZAP Commercial Operator Accessories



4305-A

Channels: 6

Dimensions:
 Length: 5-7/16"
 Width: 2-1/4"
 Depth: 13/16"

Description:

6 channel hand held transmitter. The transmitter features an extra heavy duty plastic housing with a rubber grip around the sides of the transmitter to take the abuse associated with forklift use. High visibility orange plastic housing.

Battery: 9 Volt Type:PP3

Operating temperature: -13 deg F to + 149 deg F

Operating frequency: 433.92 MHz



4202

Channels: 2

Dimensions:
 Length: 5-9/16"
 Width: 1-9/16"
 Depth: 7/16"
 With Visor Clip: 1-5/8"

Description:

2 channel transmitter with visor clip. The transmitter also features a series of led indicators that flash back and forth after releasing the transmit button to signal activation. Silver plastic housing.

Battery: Button type: CR1632
 Qty required: 4 ea
 ZAP Part#: 400409
 Pkg of 25 ea

Operating temperature:-13 deg F to + 149 deg F

Operating frequency: 433.92 MHz



4113

Channels: 4

Dimensions:
 Length: 3"
 Width: 1-1/4"
 Depth: 1/2"

Description:

4 channel key-fob transmitter. The transmitter features an led indicator to signal activation. Magenta plastic housing.

Battery: Button type: CR292
 Qty required: 4 ea
 ZAP Part#: 400402
 Pkg of 20 ea

Operating temp: -13 deg F to + 149 deg F

Operating frequency: 433.92 Mhz.

4305A/4202/4113 Handheld Transmitters
ZAP Commercial Operator Accessories

ZAP Series 3 Commercial Operators are by design

Simply Logical

ZAP Controls

100 Waterloo Blvd. Anglesey Business Park
 Littleworth Road, Cannock, Staffordshire, UK
 WS12 1NR

Sales Contact

UK Office 011-44-154-387-9444
 Email sales@zap-uk.com
 USA Sales 931-510-4432
 Email sales@zap-america.com

Technical Assistance

Email tech@zap-uk.com
 Online Support www.zap-uk.com
 Text Support 931-510-4432
 Online Training www.zap-uk.com
 North America 931-510-4432
 Elsewhere in the world 011-44-154-387-9444



4500-50/4500-66 Forklift Transmitters

ZAP Commercial Operator Accessories

4500-50

Description:

Forklift mounted transmitter. The transmitter features a heavy duty die-cast aluminum housing in a high visibility orange color and are rated for indoor use. The transmitter is designed to permanently mount to the forklift, eliminating the constant loss associated with handheld transmitters. The units permanently wire to the forklift battery system and offer a voltage range of 12 to 72 volts dc. Models are available in 1, 2, 4, and 6 channels.

ZAP part numbers:	4501-50	1 button
	4502-50	2 button
	4504-50	4 button
	4506-50	6 button

Case dimensions:

Length:	4-1/2"
w/ antenna:	6-3/4"
Width:	2-1/2"
Depth:	2-3/16"

Works with: 840 Receiver

Battery: None

Frequency: 433.92 Mhz.

Operating temp: -13 deg F to + 149 deg F



4500-66

Description:

Forklift mounted transmitter. The transmitter features a heavy duty die-cast aluminum housing in a high visibility orange color and are rated for outdoor use. The transmitter is designed to permanently mount to the forklift, eliminating the constant loss associated with handheld transmitters. The units permanently wire to the forklift battery system and offer a voltage range of 12 to 72 volts dc. Models are available in 1, 2, 4, and 6 channels.

ZAP part numbers:	4501-66	1 button
	4502-66	2 button
	4504-66	4 button
	4506-66	6 button

Case Dimensions:

Length:	4-1/2"
w/ antenna:	6-3/4"
Width:	2-1/2"
Depth:	2-3/16"

Works with: 840 Receiver

Battery: None

Frequency: 433.92 Mhz.

Operating temp: -13 deg F to + 149 deg F



ZAP Series 3 Commercial Operators are by design

Simply Logical

ZAP Controls

100 Waterloo Blvd. Anglesey Business Park
Littleworth Road, Cannock, Staffordshire, UK
WS12 1NR

Sales Contact

UK Office 011-44-154-387-9444
Email sales@zap-uk.com
USA Sales 931-510-4432
Email sales@zap-america.com

Technical Assistance

Email tech@zap-uk.com
Online Support www.zap-uk.com
Text Support 931-510-4432
Online Training www.zap-uk.com
North America 931-510-4432
Elsewhere in the world 011-44-154-387-9444



1100/1102/1104 Loop Detectors

ZAP Accessory

1102

Description:

The 1102 is a plug in single magnetic loop detector used for indicating the presence or passage of vehicles. A system consists of an inductive loop (not provided) and the 1102 Loop detector.



1100-CC


The 1100-CC is a wall mount single magnetic loop detector used for indicating the presence or passage of vehicles. A system consists of an inductive loop (not provided) and the 1100 Loop detector.



1104-CC-120

1104-CC-240

The 1104-CC is a wall mount twin magnetic loop detector used for indicating the presence or passage of vehicles. A system consists of an inductive loop (not provided) and the 1104 loop detector.



1102

Wiring requirements:

14-20 AWG

Power requirement:

None

Mounting type:

Plug in

Dimensions:

1102

Height:

3.5"

Width:

3.5"

Depth:

1"

Works with:

All commercial controllers

Operating temperature:

-13 deg F to + 149 deg F

1100-CC/1104-CC-120/240

Wiring requirements:

14-20 AWG

Power requirement:

1100-CC	24VDC
1104-CC-120	120VAC
1104-CC-240	240VAC

Case dimensions:

Height: 6.693"

Width: 5.512"

Depth: 5.315"

Mounting type:

Wall mount, Loop detector
mounts on din

rail.

Works with:

All commercial controllers

Operating temperature:

-13 deg F to + 149 deg F

ZAP Series 3 Commercial Operators are by design

Simply Logical

ZAP Controls

100 Waterloo Blvd. Anglesey Business Park
Littleworth Road, Cannock, Staffordshire, UK
WS12 1NR

Sales Contact

UK Office	011-44-154-387-9444
Email	sales@zap-uk.com
USA Sales	931-510-4432
Email	sales@zap-america.com

Technical Assistance

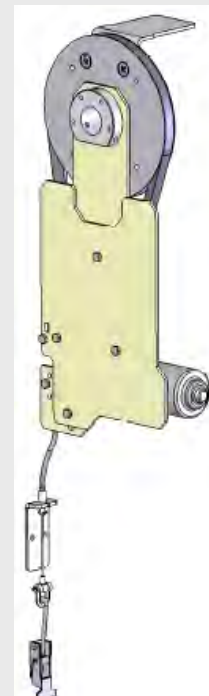
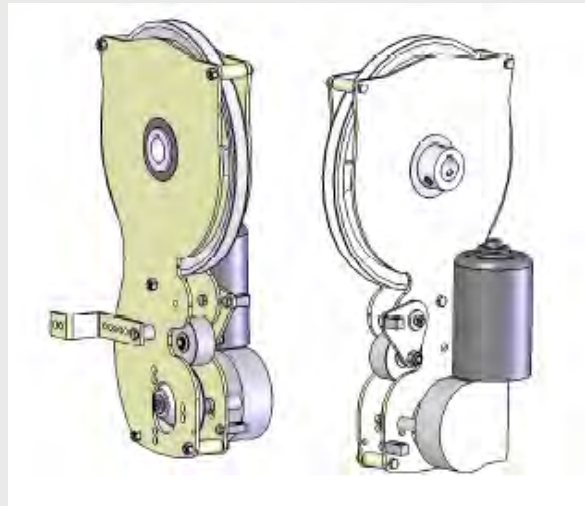
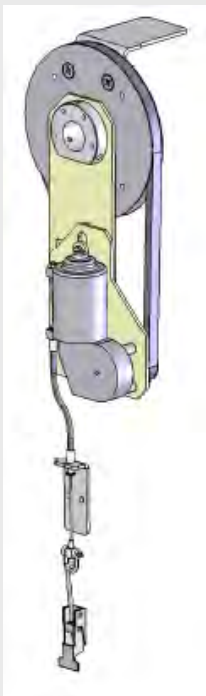
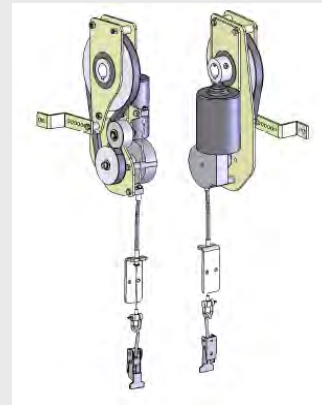
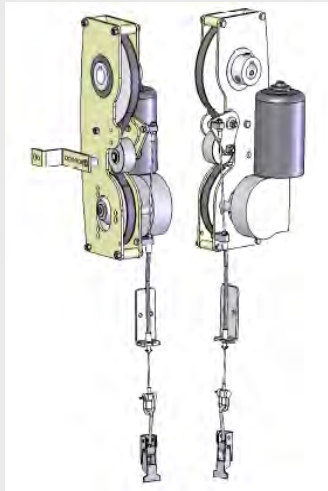
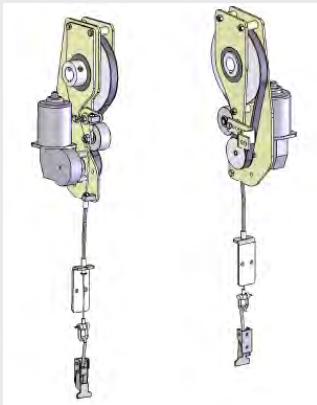
Email	tech@zap-uk.com
Online Support	www.zap-uk.com
Text Support	931-510-4432
Online Training	www.zap-uk.com
North America	931-510-4432
Elsewhere in the world	011-44-154-387-9444

Parts Catalog

ZAP Commercial Operator Parts Catalog



Parts Catalog
ZAP Commercial Operator Parts Catalog



ZAP Series 3 Commercial Operators are by design

Simply Logical

ZAP Controls

100 Waterloo Blvd. Anglesey Business Park
Littleworth Road, Cannock, Staffordshire, UK
WS12 1NR

Sales Contact

UK Office 011-44-154-387-9444
Email sales@zap-uk.com
USA Sales 931-510-4432
Email sales@zap-america.com

Technical Assistance

Email tech@zap-uk.com
Online Support www.zap-uk.com
Text Support 931-510-4432
Online Training www.zap-uk.com
North America 931-510-4432
Elsewhere in the world 011-44-154-387-9444

ZAP Motor/Pulley/Belt Reference Chart

ZAP Commercial Operator Parts Catalog

ZAP Motor/Pulley/Belt Reference Chart ZAP Commercial Operator Parts Catalog

Model	Replacement Motor	Replacement Belt	Motor Pulley	Driven Pulley	Model	Replacement Motor	Replacement Belt	Motor Pulley	Driven Pulley
805B	600805	600600(A20)	600220(50MM)	ZA0048(4")	8825B (RED)	600816(RED MOTOR)	600624(A25.5)	600222(70MM)	ZA0048(4")
805C	600805	600601(A21)	600219(46MM)	ZA0049(5")	8825C (RED)	600816(RED MOTOR)	600614(A27)	600222(70MM)	ZA0049(5")
805D	600805	600602(A23)	600219(46MM)	ZA0050(6")	8825D (RED)	600816(RED MOTOR)	600617(A29)	600222(70MM)	ZA0050(6")
8805B	600810* See special notation	600618(A22.5)	600222(70MM)	ZA0048(4")	8826B (RED)	600816(RED MOTOR)	600611(A26)	600222(70MM)	ZA0084(4")
8805C	600810* See special notation	600606(A24)	600222(70MM)	ZA0049(5")	8826C (RED)	600816(RED MOTOR)	600614(A27)	600222(70MM)	ZA0085(5")
8805D	600810* See special notation	600611(A26)	600222(70MM)	ZA0050(6")	8826D (RED)	600816(RED MOTOR)	600603(A30)	600222(70MM)	ZA0086(6")
815RLB	600805	600601(A21)	600220(50MM)	600230(4")	8825HPB (RED)	600814(RED MOTOR)	600617(A29)	600227	ZA0050(6")
815RLC	600805	600600(A20)	600219(46MM)	600230(4")	8825HPC (RED)	600814(RED MOTOR)	600621(A38)	600227	ZA0144(8")
815RGB	600805	600601(A21)	600220(50MM)	ZA0048(4")	8825HPD (RED)	600814(RED MOTOR)	600609(A41)	600229(76MM)	ZA0145(10")
815RGC	600805	600600(A20)	600219(46MM)	ZA0048(4")	Turbo-Drive	Replacement Motor	Replacement Belt	Motor Pulley	Driven Pulley
815B	600805	600600(A20)	600220(50MM)	ZA0048(4")	8855A	600812(RED MOTOR)	600614(A27)	600227(114MM)	ZA0047(3")
815C	600805	600601(A21)	600219(46MM)	ZA0049(5")	8855B	600812(RED MOTOR)	600617(A29)	600227(114MM)	ZA0048(4")
815D	600805	600602(A23)	600219(46MM)	ZA0050(6")	8855C	800812(RED MOTOR)	600603(A30)	600227(114MM)	ZA0049(5")
816B	600805	600601(A21)	600220(50MM)	ZA0084(4")	8855D	800812(RED MOTOR)	600607(A31.5)	600227(114MM)	ZA0050(6")
816C	600805	600602(A23)	600219(46MM)	ZA0085(5")	Sheet Door	Replacement Motor	Replacement Belt	Motor Pulley	Driven Pulley
816D	600805	600615(A25)	600219(46MM)	ZA0086(6")	8155D	600805	600620(A35)	600220(50MM)	600231(8")
8815B	600810* See special notation	600618(A22.5)	600222(70MM)	ZA0048(4")	8155L	600805	600621(A38)	600220(50MM)	600231(8")
8815C	600810* See special notation	600606(A24)	600222(70MM)	ZA0049(5")	8815SD***	600810 See special notation	600621(A38)	600222(70MM)	699231(8")
8815D	600810* See special notation	600611(A26)	600222(70MM)	ZA0050(6")	8815SD	600816(RED MOTOR)	600621(A38)	600222(70MM)	699231(8")
8816B	600810* See special notation	600615(A25)	600222(70MM)	ZA0084(4")	8155S	600805	600602(A23)	600219(46MM)	ZA0050(6")
8816C	600810* See special notation	600614(A27)	600222(70MM)	ZA0085(5")	8255S	600805	600615(A25)	600219(46MM)	ZA0050(6")
8816D	600810* See special notation	600617(A29)	600222(70MM)	ZA0086(6")	827	600805	600626(Z17.5)	600245	600242
825B	600805	600612(A22)	600220(50MM)	ZA0048(4")	Notes:				
825C	600805	600602(A23)	600219(46MM)	ZA0049(5")					
825D	600805	600615(A25)	600219(46MM)	ZA0050(6")					
8825B	600810* See special notation	600602(A23)	600222(70MM)	ZA0048(4")					
8825C	600810* See special notation	600615(A25)	600222(70MM)	ZA0049(5")					
8825D	600810* See special notation	600614(A27)	600222(70MM)	ZA0050(6")					
8826B	600810** See special notation	600624(A25.5)	600222(70MM)	ZA0084(4")					
8826C	600810** See special notation	600614(A27)	600222(70MM)	ZA0085(5")					
8826D	600810* See special notation	600617(A29)	600222(70MM)	ZA0086(6")					
8825 HP B	600813*** See special notation	600617(A29)	600229(76MM)	ZA0050(6")					
8825 HP C	600813*** See special notation	600621(A38)	600229(76MM)	ZA0144(8")					
8825 HP D	600813*** See special notation	600609(A41)	600229(76MM)	ZA0145(10")					
Special Notations									
*Part no longer available- Replace motor head assembly with 8825-3.0-HW(X) (B/C/D)									
Part no longer available- Replace motor head assembly with 8826-3.0-HW(X) (B/C/D)					*Part no longer available- Replacement motor bolts in place of existing unit				

ZAP Series 3 Commercial Operators are by design

Simply Logical

ZAP Controls

100 Waterloo Blvd. Anglesey Business Park
Littleworth Road, Cannock, Staffordshire, UK
WS12 1NR

Sales Contact
UK Office
Email
USA Sales
Email

011-44-154-387-9444
sales@zap-uk.com
931-510-4432
sales@zap-america.com

Technical Assistance
Email tech@zap-uk.com
Online Support www.zap-uk.com
Text Support 931-510-4432
Online Training www.zap-uk.com

North America 931-510-4432
Elsewhere in the world 011-44-154-387-9444

ZAP Motor Replacement Parts

ZAP Commercial Operator Parts Catalog

ZAP Motor Replacement Parts ZAP Commercial Operator Parts Catalog

Complete Motor Heads		Motor Head Replacement Parts	
825-HW(X)	Complete 825 motor head/mounting hardware. Denote desired pulley size (B,C,D) in place of (X)	900035	Small Offset Torque Arm 1.4"
8825-HW(X)	Complete 8825 motor head/mounting hardware. Denote desired pulley size (B,C,D) in place of (X)	900005	Large Offset Torque Arm 2.3"
8825-HP-HW (X)	Complete 8825HP motor head/mounting hardware. Denote desired pulley size (B,C,D) in place of (X)	900004	Spacer Bushing 10pk
815SL-HW	Complete 815SL motor head/mounting hardware.	ZA0158	M5 lock washer for Bowden Cable 10pk
8815SD-HW	Complete 8815SD motor head/mounting hardware.	ZA0159	M5 Nut for Bowden Cable 10pk
825SS-HW	Complete 825SS motor head/mounting hardware.	ZA0160	E clip for Bowden Cable 10pk
827-HW	Complete 827 motor head/mounting hardware.	501255	1.25m Bowden Cable
Motor Head Replacement Parts		501250	2m Bowden Cable
600805	Replacement Motor 825	501256	3.75m Bowden Cable
500271	Motor bolts for 825	501262	5.5m Bowden Cable
ZA0182	Woodruff key for 825 motor shaft 10pk	900088	Replacement Bowden Cable Mounting Bracket
ZA0155	M5x20mm Washer for 825 motor pulley 10pk	ZA0161	D-Shackle 10pk
ZA0156	M4 Spring Washer for 825 motor pulley 10pk	600231	Replacement pulley door Dead Axle Sheet Door Operator (8")
ZA0154	ZA0154 M4x8mm screw for 825motor pulley 10pk	900068	Tongue for Dead Axle Sheet Door Operator
600220	50mm Drive Pulley 825-B	900081	Tongue for Dead Axle Sheet Door Operator-Janus
600219	46mm Drive Pulley 825-C&D Models	500065	Mounting Bolts for Dead Axle Sheet door operator tongues
600816	Replacement Motor 8825 (RED)	500322	Set Screw for Dead Axle Sheet Door Operators
600814	Replacement Motor 8825-HP Red	600242	Pulley for 827
600812	Replacement Motor 8855 Red	501626	Large Manual Over-ride Lever
500261	Motor bolts for 8825/8825hp	ZA0072	4m Tensioning Chain
ZA0181	3mm sq keys for 8825/8825HP/8855 motor shafts 10pk	601420	7m Hoist Chain
ZA0157	Cir-clip for 8825 motor pulley 10 pk	Replacement Belts	
600222	70mm Drive Pulley 8825/8826	600613	AX 19 Belt
600227	Drive Pulley 8825-HPB/C	600600	AX20 Belt
600229	Drive Pulley 8825-HPD	600601	AX21 Belt
601200	Super Drive Bearing (2 Required)	600612	AX22 Belt
ZA0048	(4")Driven Pulley 825/8825/8855-B	600618	AX22.5 Belt
ZA0049	(5")Driven Pulley 825/8825/8855-C	600602	AX23 Belt
ZA0050	(6")Driven Pulley 825/8825/8855-D 8825HP-B	600606	AX24 Belt
ZA0144	(8")Driven Pulley 8825-HP-C (1.25" Bore)	600615	AX25 Belt
ZA0145	(10")Driven Pulley for 8825-HP-D (1.25" Bore)	600624	AX25.5
ZA0084	(4") Tapped Driven Pulley for 8826-B	600611	AX26 Belt
ZA0085	(5") Driven Pulley 8826-C	600614	AX27 Belt
ZA0086	(6") Driven Pulley for 8826-D	600616	AX28 Belt
ZA0168	Set screw for sectional door operator pulley	600617	AX29 Belt
ZA0169	Lock nut for set screw	600603	AX30 Belt
500261	M6x20mm Screw 10pk	600604	AX31 Belt
500262	M6x45mm Screw 10pk	600607	AX31.5
500463	M6 Flange Nut 10pk	600620	AX35 Belt
900004	Spacer Bushing 10pk	600621	AX38 Belt
		600609	AX41 Belt

ZAP Series 3 Commercial Operators are by design

ZAP Controls

100 Waterloo Blvd. Anglesey Business Park
Littleworth Road, Cannock, Staffordshire, UK
WS12 1NR

Sales Contact

UK Office
Email
USA Sales
Email

011-44-154-387-9444
sales@zap-uk.com
931-510-4432
sales@zap-america.com

Technical Assistance

Email tech@zap-uk.com
Online Support www.zap-uk.com
Text Support 931-510-4432
Online Training www.zap-uk.com

North America 931-510-4432
Elsewhere in the world 011-44-154-387-9444

ZAP Controller and Accessory Replacement Parts

ZAP Commercial Operator Parts Catalog

Controllers		Accessory Replacement Parts	
800-3-PB	800 Series 3 Complete replacement controller USA. UL325 compliant. Default constant pressure close. 115V	871	Interface Expansion Module
8800-3-PB	8800 Series 3 Complete replacement controller USA. UL325 compliant. Default constant pressure close. 115V	871FS	Fire Station Module
8800-3-PB-480	8800 Series 3 Complete replacement controller USA. UL325 compliant. Default constant pressure close. 480V	872	Adapter Module
8800-3-HP-PB	8800HP Series 3 Complete Replacement Controller USA UL325 compliant. Default constant pressure close. 115V	82DTLM	Dock Interlock/Driver Communication Light Control Module
8850-STD-PB	8850 Standard Complete Replacement Controller	ZA0192	Slave Relay Kit for 82DTLM
8800-FS-PB	8850 Fire Station Complete Replacement Controller.	82TLM	Closed Door Interlock/Through Traffic Light Control Module
Controller Parts		821	Through Traffic Light Module w/advance closure warning
201833	Replacement Weather Proof Open or Close Button	822	Driver Com Light Control Module w/advance closure warning
201834	Replacement Weather Proof Stop Button	850	Beeper Module
ZA0143	Cable Gland Kit	840	Receiver
ZA0142	8m Replacement Motor Cable	2416	Internal Antenna
300008	Replacement Power Plug (Green)	2414	External Antenna
300017	Replacement terminal plugs (Strip of 20)	4113	4 channel Key Chain Transmitter
300007	Replacement transformer plug	400402	CR292 Battery 20Pk
ZA0171	Fuse. 5 x 20mm. 1 Amp. (10 PK)	4202	2 Channel Transmitter with Visor clip
ZA0172	Fuse. 5 x 20mm. 2 Amp. (10 PK)	400409	CR1632 Battery 25 pk
ZA0173	Fuse. 5 x 20mm. 3 Amp. (10 PK)	4305A	6 Channel Handheld transmitter
ZA0174	Fuse. 5 x 20mm. 4 Amp. (10 PK)	4501-50	1 Channel indoor forklift transmitter
ZA0175	Fuse. 5 x 20mm. 5 Amp. (10 PK)	4502-50	2 Channel indoor forklift transmitter
ZA0176	Fuse. 5 x 20mm. 6.3 Amp. (10 PK)	4504-50	4 Channel indoor forklift transmitter
400001	Replacement Fuse Cover	4506-50	6 Channel indoor forklift transmitter
Pending	Microprocessor 800 3.0	4501-66	1 Channel outdoor forklift transmitter
Pending	Short Run Microprocessor 800 3.0	4502-66	2 Channel outdoor forklift transmitter
Pending	Microprocessor 8800 3.0	4504-66	4 Channel outdoor forklift transmitter
Pending	Short Run Microprocessor 8000 3.0	4506-66	6 Channel outdoor forklift transmitter
Pending	Microprocessor 8800HP 3.0	1102	Replacement Single Magnetic Loop Detector
ZA0180	Microprocessor removal tool	1100	Replacement single magnetic loop detector for 1100-CC
		1104-120	Replacement Twin Magnetic Loop Detector for 1104-120-CC
		1104-240	Replacement Twin Magnetic Loop Detector for 1104-240-CC
		503025	Replacement Loop detector case w/clear cover (1100,1104)
		Notes:	

ZAP Series 3 Commercial Operators are by design

Simply Logical

ZAP Controls

100 Waterloo Blvd. Anglesey Business Park
Littleworth Road, Cannock, Staffordshire, UK
WS12 1NR

Sales Contact

UK Office
Email
USA Sales
Email

011-44-154-387-9444
sales@zap-uk.com
931-510-4432
sales@zap-america.com

Technical Assistance

Email tech@zap-uk.com
Online Support www.zap-uk.com
Text Support 931-510-4432
Online Training www.zap-uk.com

North America 931-510-4432
Elsewhere in the world 011-44-154-387-9444

Series 3 DC Commercial Door Operator Catalog
Commercial Operators that use SafetySense™

[illegible]

ZAP Controls

Series 3 DC Commercial Door Operator Catalog

Commercial Operators with **SafetySense™**

ZAP Series 3 Commercial Operators are by design

Simply Logical

ZAP Controls

100 Waterloo Blvd. Anglesey Business Park
Littleworth Road, Cannock, Staffordshire, UK
WS12 1NR

Sales Contact

Sales Contact

UK Office	011-44-154-387-9444
Email	sales@zap-uk.com
USA Sales	931-510-4432
Email	sales@zap-america.com

Technical Assistance


Technical Assistance

Email	tech@zap-uk.com
Online Support	www.zap-uk.com
Text Support	931-510-4432
Online Training	www.zap-uk.com
North America	931-510-4432
Elsewhere in the world	011-44-154-387-9444

ZAP Controls

Series 3 DC Commercial Door Operator Catalog

Commercial Operators that use ***SafetySense™***



Support Information	Smart Support from your smart phone
Online ZAP Technician Training	WWW.ZAP-UK.COM
ZAP TEXT SUPPORT	931-510-4432 Text Questions, Pics and Video for Technical Support
ZAP TEXT SUPPORT from the web	WWW.ZAP-UK.COM
ZAP Email Technical Support	Tech@zap-uk-com
ZAP Telephone Technical Support	931-510-4432
Sales/North America	sales@zap-america.com
Sales/Elsewhere	sales@zap-uk.com
Technicians service manual	WWW.ZAP-UK.COM
Sales Brochure Downloads	WWW.ZAP-UK.COM

ZAP Series 3 Commercial Operators are by design

Simply Logical

ZAP Controls

100 Waterloo Blvd. Anglesey Business Park
Littleworth Road, Cannock, Staffordshire, UK
WS12 1NR

Sales Contact

UK Office 011-44-154-387-9444
Email sales@zap-uk.com
USA Sales 931-510-4432
Email sales@zap-america.com

Technical Assistance

Email tech@zap-uk.com
Online Support www.zap-uk.com
Text Support 931-510-4432
Online Training www.zap-uk.com
North America 931-510-4432
Elsewhere in the world 011-44-154-387-9444