

# Series 3 Technician's Installation and Service Training Manual

## Photo Cell Installation for Constant Pressure Close with Photo Cell to Stop Upon Obstruction



### Warning Electrical Shock Hazard

To prevent serious injury or death always ensure power is disconnected when wiring anything into the ZAP Controller.

#### Materials Needed

Either the 401000 or 401001 Photo Cell.

Isolate the power supply before wiring any device into a ZAP Controller.

Mount the required photo cells at a position 5-6" above the ground on each side of the opening.

Terminate the power wire of the photo eye to the 24V connector on TB7 of the ZAP Control Board. (Figure A)

Terminate the power Common wire of the photo eye to the 0V connector on TB7 of the ZAP Control Board. (Figure A)

If using the 401000 Retro-reflective photo eye, terminate the N/C safety wire (Black) into the I-Lock terminal on TB4 of the ZAP Control Board. (Figure B)

Terminate the safety common wire (White) into the COM terminal on TB4 of the ZAP Control Board. (Figure B)

If using the 401001 through beam photo eye, terminate both N/C safety wires (Black) into the I-Lock terminal on TB4 of the ZAP Control Board. (Figure B)

Terminate both safety common wires (White) into the COM terminal on TB4 of the ZAP Control Board. (Figure B)

Set DIP Switch three to the OFF position.

Restore the power supply.

Inspect the photo eyes to ensure alignment.

Test the devices by cycling the door and interrupting the photo cell during the close cycle.




Figure A




Figure B




Figure C

Series 3 Technician's Installation and Service Training Manual  
Photo Cell Installation for Constant Pressure Close with Photo Cell to Stop Upon Obstruction

Series 3 Photo Cell Installation for Constant Pressure Close with Photo Cell to Stop Upon Obstruction

### ZAP Series 3 Simply Logical

ZAP Controls  
100 Waterloo Blvd. Anglesey Business Park, Littleworth Road, Cannock, Staffordshire, England  
UK Contact 011-44-154-387-9444 sales@zap-uk.com  
USA Contact 931-510-4432 sales@zap-america.com  
USA Tech Support 931-510-4432 via telephone or text  
Online www.zap-uk.com