

Series 3 Technician's Installation and Service Training Manual

Chamberlain 312HM Receiver Installation and Wiring Instruction



Warning Electrical Shock Hazard
 To prevent serious injury or death always ensure power is disconnected when wiring anything into the ZAP Controller.

Materials required
 Chamberlain 312HM receiver, appropriate Chamberlain transmitter, 16-20 awg 3 conductor cable.

Tools required
 Small technicians slotted screwdriver

Isolate the power supply before wiring any device into a ZAP Controller.

It is not feasible to mount the Chamberlain 312HM receiver inside the case lid of the ZAP Controller. It will need to be mounted outside the enclosure of the ZAP controller case.

All wiring for the radio receiver onto the ZAP control board is connected to the radio wiring connections as indicated in (Figure A) and highlighted in red.

It will be necessary to place a jumper wire between terminals 1 and 3 of the 312HM receiver. (Figure B)

Terminal 1 (Common) on the Chamberlain receiver (Figure B) is wired and terminated into the 0V connection on TB9. (Figure C)

If cyclic operation by radio control is desired, terminal 4 (Relay) on the Chamberlain receiver (Figure B) is wired and terminated into the Radio connection on TB9. (Figure D)

If only an open function is required (If use of the auto-close timer is employed, it is recommended that only the open be used), wire terminal 4 of the Chamberlain receiver (Figure B) to the open connection on TB3. (Figure E)

Wire terminal 2 (Radio Power) of the Chamberlain receiver (Figure B) to the 24V Power supply, labeled 24V on TB9. (Figure F)

Inside the receiver, move the output duration jumper from P2 and M to P2 and C. (Figure G)

Restore the power supply and program your receiver per the radio control manufacturer's instructions.




Figure A

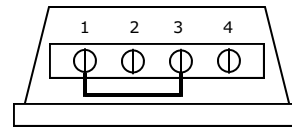


Figure B




Figure C



Figure D




Figure E




Figure F

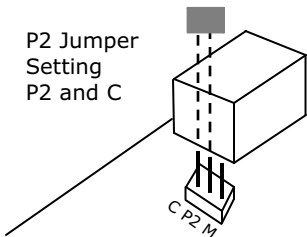


Figure G

ZAP Series 3 Simply Logical

ZAP Controls
 100 Waterloo Blvd. Anglesey Business Park, Littleworth Road, Cannock, Staffordshire, England
 UK Contact 011-44-154-387-9444 sales@zap-uk.com
 USA Contact 931-510-4432 sales@zap-america.com
 USA Tech Support 931-510-4432 via telephone or text
 Online www.zap-uk.com