

Series 3 Technician's Installation and Service Training Manual

208-230V 1 Phase Wiring Instruction



Warning Electrical Shock Hazard

To prevent serious injury or death always ensure power is disconnected when wiring anything into the ZAP Controller.

Tools required

Small technicians slotted screwdriver

ZAP Controller Power Wiring Instruction

ZAP Controllers are designed to accept 115VAC and 230VAC in North America. Note the voltage selector switch located on the main board in (Figure A), highlighted in yellow.

Please ensure this is set to the correct voltage prior to turning on power supply. Introducing 230VAC while set on 115VAC will damage the board and require the board to be replaced. No warranty is available for failure to follow the wiring instruction.

All wiring plugs are removable for easy wiring access with the exception of the grounding terminal.

Power wiring access on the control board is located at the green plug on the control board. (Figure B). The terminals are labeled on the board from Left to right as follows: Live In, Neutral, Neutral, Light Control. Use the two left hand terminals for power introduction.

The Gray grounding terminal strip is located to the left of the green power plug. (Figure C).

Molded knock outs or pre-drilled ingress holes are provided on the bottom of the controller for the introduction of conduit and wiring. Only use these knock outs for the introduction of wiring into the controller. Do not mount the controller case upside down to introduce conduit or wiring into the controller. This will void the manufacturers warranty

Wiring Diagram: (Figure C)
230VAC 1 Phase




Figure A



Figure B


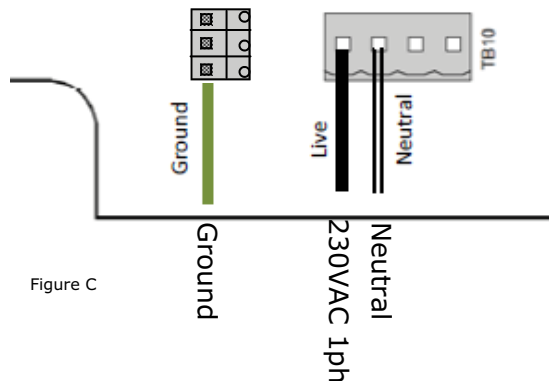


Figure C



ZAP Series 3 Simply Logical

ZAP Controls
100 Waterloo Blvd. Anglesey Business Park, Littleworth Road, Cannock, Staffordshire, England
UK Contact 011-44-154-387-9444 sales@zap-uk.com
USA Contact 931-510-4432 sales@zap-america.com
USA Tech Support 931-510-4432 via telephone or text
Online www.zap-uk.com